


BASIC

METAL BASE BASIC



BASC

BASIC COMPACT OFFICE











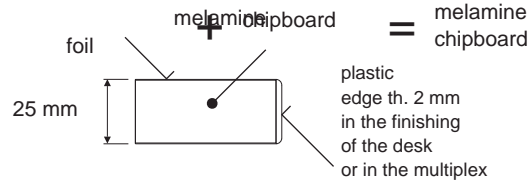
valid from:

July

08

Contents:	page
Work stations "BASIC"	1
Work stations "BASIC PLUS"	8
Individual worktops and add-on tops for "BASIC" and "BASIC PLUS".....	15
Add-on desks	27
Work stations "BASIC" components	28
Work stations "BASIC PLUS" components	30
Work stations "BASIC" and "BASIC PLUS" components	31
Panel partition walls	34
Partition walls - accessories	36
Conference tables "BCU"	38
Conference tables "BTU"	45
Tables "SOLID" on central leg	46
Coatracks	53

MELAMINE WORKTOP
COLOUR FINISHINGS
THICKNESS 25 mm



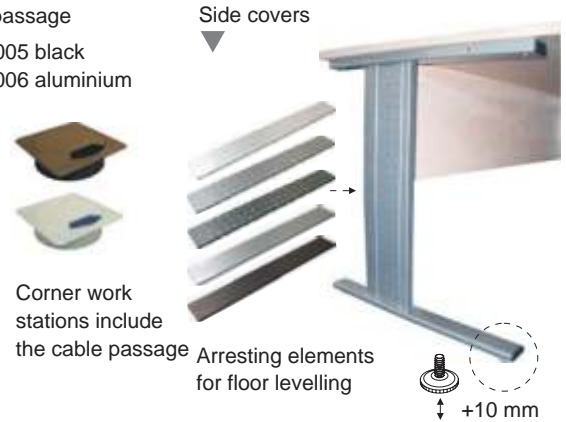
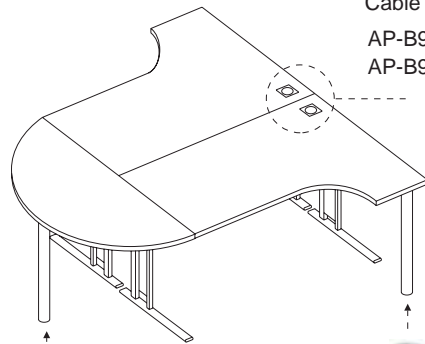
STANDARD COLOUR FINISHINGS

Delivery term of furniture in standard colour finishings is four weeks.

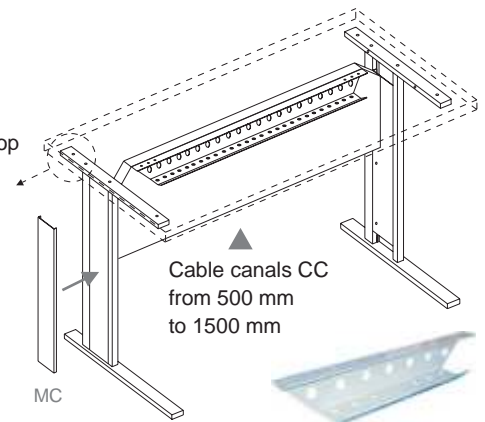
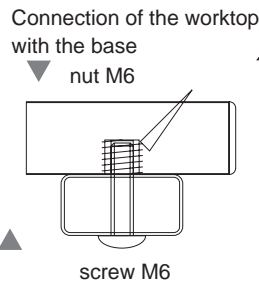



ADDITIONAL COLOUR FINISHINGS

Delivery term of furniture in additional colour finishings is six weeks or by agreement with the seller.



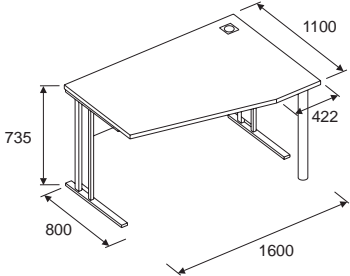
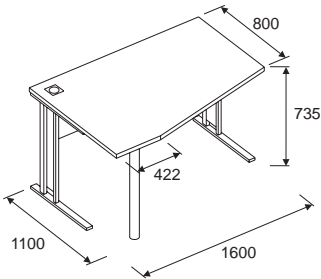
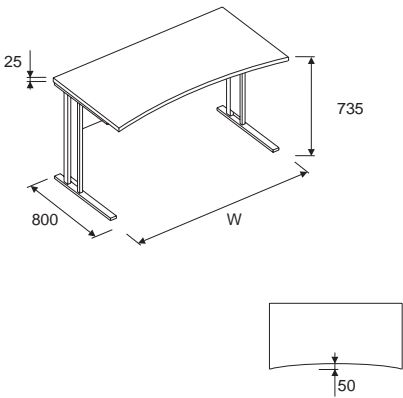
BASE AND ACCESSORY COLOUR FINISHINGS



Dimensions are stated in millimetres. The products weight allowance is 5%.

Schema	Description	Weight	Dimensions	Colour finishing	Art.No.	Price
RECTANGULAR	depth 600 mm	Kg	W			EUR
	Work station rectangular	25,0	800	black	BT08065	115,00
		29,0	1000		BT10065	117,00
	Base in colour finishings:	33,4	1200		BT12065	125,00
	- black	37,1	1400		BT14065	137,00
	- aluminium	40,7	1600		BT16065	166,00
		25,0	800	aluminium	BT08066	115,00
		29,0	1000		BT10066	117,00
		33,4	1200		BT12066	125,00
		37,1	1400		BT14066	137,00
		40,7	1600		BT16066	166,00
	depth 800 mm					
	Work station rectangular	30,1	800	black	BT08085	122,00
		33,6	1000		BT10085	135,00
	Base in colour finishings:	39,0	1200		BT12085	144,00
	- black	43,4	1400		BT14085	163,00
	- aluminium	47,8	1600		BT16085	170,00
		52,2	1800	BT18085	176,00	
		30,1	800	aluminium	BT08086	122,00
		33,6	1000		BT10086	135,00
		39,0	1200		BT12086	144,00
		43,4	1400		BT14086	163,00
	47,8	1600	BT16086		170,00	
	52,2	1800	BT18086	176,00		

Dimensions are stated in millimetres. The products weight allowance is 5%.

Schema	Description	Weight	Colour finishing	Art.No.	Price
<p>FREE FORM - RIGHT</p> 		Kg			EUR
<p>Work station free form right-handed including cable passage</p>		56,3	black	BTS16R45	205,00
	Base in colour finishings: black, aluminium	56,3	aluminium	BTS16R46	205,00
<p>- LEFT</p> 					
<p>Work station free form left-handed including cable passage</p>		56,3	black	BTS16L45	205,00
	Base in colour finishings: black, aluminium	56,3	aluminium	BTS16L46	205,00
<p>FREE FORM</p> 					
<p>Work station free form</p>		36,7	black	BTG12085	158,00
	Base in colour finishings: black, aluminium	41,0		BTG14085	177,00
		43,3		BTG16085	185,00
		49,1		BTG18085	191,00
<p>Work station free form</p>			36,7	aluminium	BTG12086
	Base in colour finishings: black, aluminium	41,0	BTG14086		177,00
		43,3	BTG16086		185,00
		49,1	BTG18086		191,00


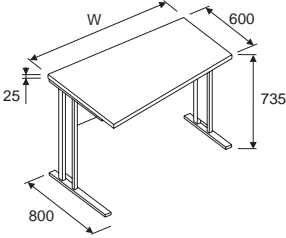

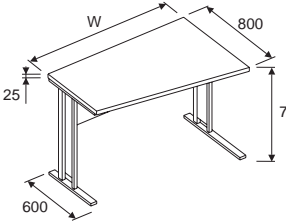

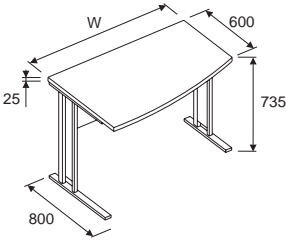

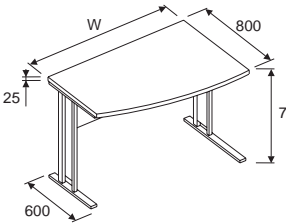
Dimensions are stated in millimetres. The products weight allowance is 5%.

Schema	Description	Weight	Dimensions	Colour finishing	Art.No.	Price
<p>end 422 mm</p>	Work station corner right-handed end 422 mm including cable passage base in colour finishings: black, aluminium	Kg	W			EUR
		47,1	1400	black	BTE14R45	210,00
		51,3	1600		BTE16R45	220,00
		55,6	1800		BTE18R45	242,00
		47,1	1400	aluminium	BTE14R46	210,00
		51,3	1600		BTE16R46	220,00
55,6	1800	BTE18R46	242,00			
<p>end 600 mm</p>	Work station corner right-handed end 600 mm including cable passage base in colour finishings: black, aluminium	48,6	1400	black	BTE14R65	210,00
		52,7	1600		BTE16R65	220,00
		57,1	1800		BTE18R65	242,00
		48,6	1400	aluminium	BTE14R66	210,00
		52,7	1600		BTE16R66	220,00
		57,1	1800		BTE18R66	242,00
<p>end 422 mm</p>	Work station corner left-handed end 422 mm including cable passage base in colour finishings: black, aluminium	47,1	1400	black	BTE14L45	210,00
		51,3	1600		BTE16L45	220,00
		55,6	1800		BTE18L45	242,00
		47,1	1400	aluminium	BTE14L46	210,00
		51,3	1600		BTE16L46	220,00
		55,6	1800		BTE18L46	242,00
<p>end 600 mm</p>	Work station corner left-handed end 600 mm including cable passage base in colour finishings: black, aluminium	48,6	1400	black	BTE14L65	210,00
		52,7	1600		BTE16L65	220,00
		57,1	1800		BTE18L65	242,00
		48,6	1400	aluminium	BTE14L66	210,00
		52,7	1600		BTE16L66	220,00
		57,1	1800		BTE18L66	242,00

Dimensions are stated in millimetres. The products weight allowance is 5%.

Schema	Description	Weight	Dimensions	Colour finishing	Art.No.	Price	
CORNER	end 600 mm	Kg	W			EUR	
	Work station corner 2 aprons	44,4		black	BTED2065	211,-	
	Base in colour finishings: - black - aluminium	44,4		aluminium	BTED2066	211,-	
	Work station corner 2 aprons	47,9		black	BTED2085	215,-	
	Base in colour finishings: - black - aluminium	47,9		aluminium	BTED2086	215,-	
	CORNER, RIGHT-HANDED end 600 mm						
	Work station corner right-handed 2 aprons	51,2	1400	black	BTED4R65	232,-	
		55,3	1600		BTED6R65	250,-	
		59,3	1800		BTED8R65	262,-	
	Base in colour finishings: - black - aluminium	51,2	1400	aluminium	BTED4R66	232,-	
		55,3	1600		BTED6R66	250,-	
59,3		1800	BTED8R66		262,-		
	CORNER, LEFT-HANDED						
		Work station corner left-handed 2 aprons	51,2	1400	black	BTED4L65	232,-
			55,3	1600		BTED6L65	250,-
			59,3	1800		BTED8L65	262,-
		Base in colour finishings: - black - aluminium	51,2	1400	aluminium	BTED4L66	232,-
			55,3	1600		BTED6L66	250,-
59,3	1800		BTED8L66	262,-			

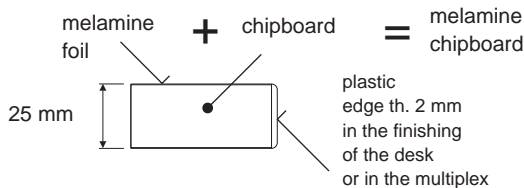
Dimensions are stated in millimetres. The products weight allowance is 5%.

Schema	Description	Weight	Dimensions	Colour finishing	Art.No.	Price
FREE FORM - RIGHT		Kg	W			EUR
	Work station free form right-handed	36,2	1200	black	BTB12R65	145,00
		40,2	1400		BTB14R65	165,00
	Base in colour finishings: black, aluminium	36,2	1200	aluminium	BTB12R66	145,00
		40,2	1400		BTB14R66	165,00
- LEFT						
	Work station free form left-handed	36,2	1200	black	BTB12L65	145,00
		40,2	1400		BTB14L65	165,00
	Base in colour finishings: black, aluminium	36,2	1200	aluminium	BTB12L66	145,00
		40,2	1400		BTB14L66	165,00
OVAL - RIGHT						
	Work station oval right-handed	36,9	1200	black	BTF12R65	148,00
		41,0	1400		BTF14R65	168,00
	Base in colour finishings: black, aluminium	36,9	1200	aluminium	BTF12R66	148,00
		41,0	1400		BTF14R66	168,00
- LEFT						
	Work station oval left-handed	36,9	1200	black	BTF12L65	148,00
		41,0	1400		BTF14L65	168,00
	Base in colour finishings: black, aluminium	36,9	1200	aluminium	BTF12L66	148,00
		41,0	1400		BTF14L66	168,00

Dimensions are stated in millimetres. The products weight allowance is 5%.

Schema	Description	Weight	Dimensions	Colour finishing	Art.No.	Price
depth 600 mm						
<p style="text-align: right;">- RIGHT</p>	Work station rounded right-handed	28,3	1200	black	BTO12R65	130,00
		32,6	1400		BTO14R65	144,00
	Base in colour finishings: black, aluminium	28,3	1200	aluminium	BTO12R66	130,00
		32,6	1400		BTO14R66	144,00
depth 600 mm						
<p style="text-align: right;">- LEFT</p>	Work station rounded left-handed	28,3	1200	black	BTO12L65	130,00
		32,6	1400		BTO14L65	144,00
	Base in colour finishings: black, aluminium	28,3	1200	aluminium	BTO12L66	130,00
		32,6	1400		BTO14L66	144,00
depth 800 mm						
<p style="text-align: right;">- RIGHT</p>	Work station rounded right-handed	35,1	1200	black	BTO12R85	154,00
		39,4	1400		BTO14R85	167,00
		43,9	1600		BTO16R85	177,00
	Base in colour finishings: black, aluminium	35,1	1200	aluminium	BTO12R86	154,00
		39,4	1400		BTO14R86	167,00
		43,9	1600		BTO16R86	177,00
depth 800 mm						
<p style="text-align: right;">- LEFT</p>	Work station rounded left-handed	35,1	1200	black	BTO12L85	154,00
		39,4	1400		BTO14L85	167,00
		43,9	1600		BTO16L85	177,00
	Base in colour finishings: black, aluminium	35,1	1200	aluminium	BTO12L86	154,00
		39,4	1400		BTO14L86	167,00
		43,9	1600		BTO16L86	177,00


MELAMINE WORKTOP
COLOUR FINISHINGS
THICKNESS 25 mm



ADDITIONAL COLOUR FINISHINGS


Delivery term of furniture in additional colour finishings is six weeks or by agreement with the seller.

finishings is four weeks.

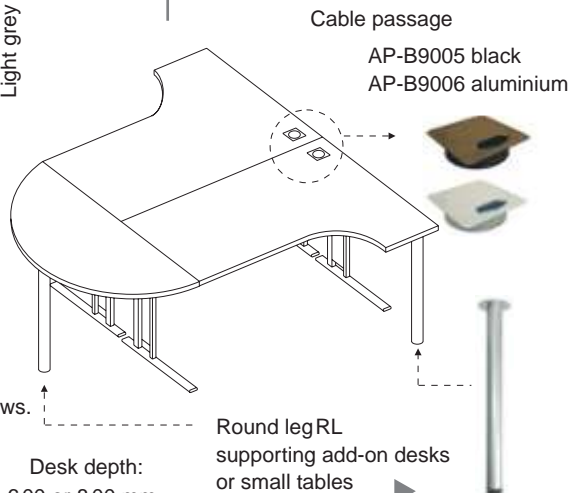


STANDARD COLOUR FINISHINGS

Delivery term of furniture in standard colour

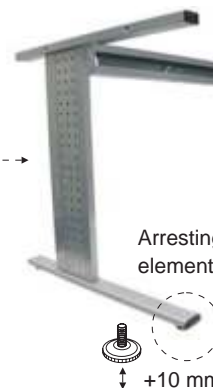


- is to be attached underneath the worktop with the help of screws.

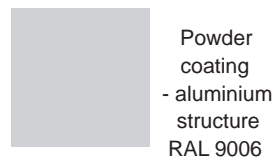


Side covers

Side covers are to be ordered separately.



BASE AND ACCESSORY
COLOUR FINISHINGS



Desk depth: 600 or 800 mm

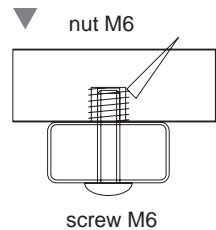


R6 9006	R8 9006
R6 9005	R8 9005

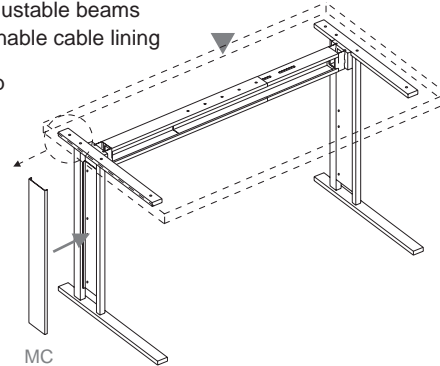
Round leg RL supporting add-on desks or small tables



Connection of the worktop with the base



Adjustable beams - enable cable lining



Dimensions are stated in millimetres. The products weight allowance is 5%.

Schema	Description	Weight	Dimensions	Colour finishing	Art.No.	Price	
RECTANGULAR	depth 600 mm	Kg	W			EUR	
	Work station rectangular	30,9	1200	black	ST12065	153,00	
		33,1	1400		ST14065	160,00	
	Base in colour finishings:	35,4	1600		ST16065	173,00	
	- black	36,8	1800		ST18065	187,00	
					aluminium		
		30,9	1200	ST12066		153,00	
		33,1	1400	ST14066		160,00	
	35,4	1600	ST16066	173,00			
	36,8	1800	ST18066	187,00			
	depth 800 mm						
	Work station rectangular	36,2	1200	black	ST12085	172,00	
		39,2	1400		ST14085	187,00	
	Base in colour finishings:	42,2	1600		ST16085	189,00	
	- black	46,6	1800		ST18085	196,00	
	- aluminium	49,6	2000		ST20085	202,00	
					aluminium		
		36,2	1200	ST12086		182,00	
		39,2	1400	ST14086		187,00	
		42,2	1600	ST16086		189,00	
	46,6	1800	ST18086	196,00			
	49,6	2000	ST20086	202,00			

Dimensions are stated in millimetres. The products weight allowance is \pm 5%.

Schema	Description	Weight	Dimensions	Colour finishing	Art.No.	Price
FREE FORM		Kg	W			EUR
	Work station free form	35,2	1200	black	STG12085	184,00
		38,2	1400		STG14085	199,00
		39,2	1600		STG16085	202,00
	Base in colour finishings: - black - aluminium	45,2	1800		STG18085	209,00
		35,2	1200	aluminium	STG12086	184,00
		38,2	1400		STG14086	199,00
		39,2	1600		STG16086	202,00
		45,2	1800		STG18086	209,00
FREE FORM - RIGHT						
	Work station free form right-handed including cable passage	50,9		black	STS16R45	222,00
	Base in colour finishings: black, aluminium	50,9		aluminium	STS16R46	222,00
- LEFT						
	Work station free form left-handed including cable passage	50,9		black	STS16L45	222,00
	Base in colour finishings: black, aluminium	50,9		aluminium	STS16L46	222,00





Dimensions are stated in millimetres. The products weight allowance is \pm 5%.

Schema	Description	Weight	Dimensions	Colour finishing	Art.No.	Price			
<p>CORNER, LEFT-HANDED end 422 mm</p>	<p>Work station corner left-handed end 422 mm including cable passage</p>	Kg	W	black		EUR			
		45,9	1400			STE14L45	233,00		
		48,9	1600			STE16L45	240,,00		
		53,3	1800			STE18L45	262,00		
		56,3	2000			STE20L45	274,00		
		Base in colour finishings: black, aluminium							
		45,9	1400			STE14L46	233,00		
		48,9	1600			STE16L46	240,00		
	53,3	1800	STE18L46	262,00					
	56,3	2000	STE20L46	274,00					
	end 600 mm								
		<p>Work station corner left-handed end 600 mm including cable passage</p>	black		STE14L65	233,00			
					47,7	1400	STE16L65	240,00	
					50,7	1600	STE18L65	262,00	
					55,1	1800	STE20L65	274,00	
		58,1	2000						
Base in colour finishings: black, aluminium									
47,7		1400	STE14L66	233,00					
50,7		1600	STE16L66	240,00					
55,1	1800	STE18L66	262,00						
58,1	2000	STE20L66	274,00						

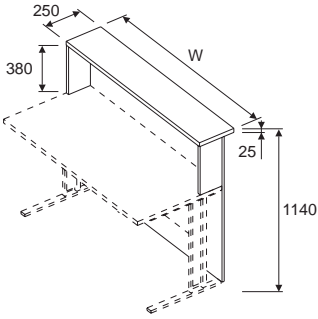
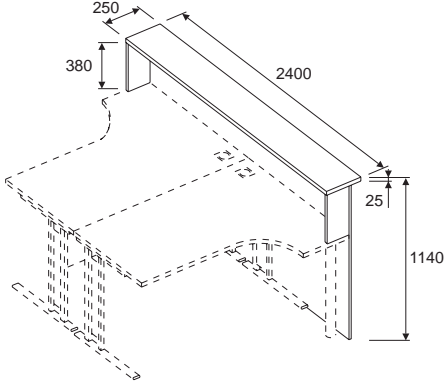
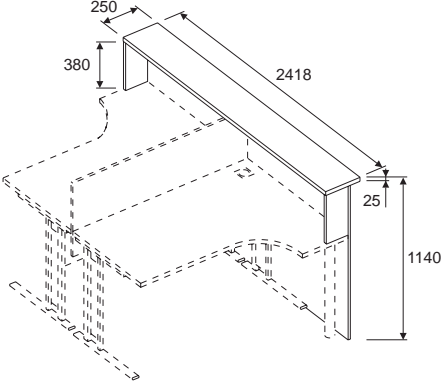
Dimensions are stated in millimetres. The products weight allowance is \pm 5%.

Schema	Description	Weight	Dimensions	Colour finishing	Art.No.	Price		
<p>CORNER, RIGHT-HANDED end 422 mm</p>	<p>Work station corner right-handed end 422 mm including cable passage</p>	Kg	W	black		EUR		
		45,9	1400		STE14R45	233,00		
		48,9	1600		STE16R45	240,00		
		53,3	1800		STE18R45	262,00		
		56,3	2000		STE20R45	274,00		
		Base in colour finishings: - black - aluminium						
		45,9	1400		STE14R46	233,00		
		48,9	1600		STE16R46	240,00		
	53,3	1800	STE18R46	262,00				
	56,3	2000	STE20R46	274,00				
	end 600 mm							
		<p>Work station corner right-handed end 600 mm including cable passage</p>			black			
			47,7	1400		STE14R65	233,00	
			50,7	1600		STE16R65	240,00	
			55,1	1800		STE18R65	262,00	
		58,1	2000	STE20R65	274,00			
Base in colour finishings: - black - aluminium								
47,7		1400	STE14R66	233,00				
50,7		1600	STE16R66	240,00				
55,1	1800	STE18R66	262,00					
58,1	2000	STE20R66	274,00					

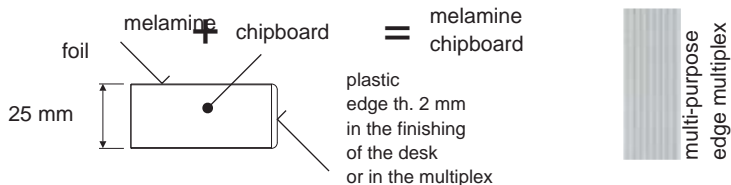
Dimensions are stated in millimetres. The products weight allowance is ± 5%.

Schema	Description	Weight	Dimensions	Colour finishing	Art.No.	Price
FREE FORM - RIGHT		Kg	W			EUR
	Work station free form right-handed	33,6	1200	black	STB12R65	171,00
		36,2	1400		STB14R65	187,00
	Base in colour finishings: - black, aluminium	33,6	1200	aluminium	STB12R66	171,00
		36,2	1400		STB14R66	187,00
- LEFT						
	Work station free form left-handed	33,6	1200	black	STB12L65	171,00
		36,2	1400		STB14L65	187,00
	Base in colour finishings: black, aluminium	33,6	1200	aluminium	STB12L66	171,00
		36,2	1400		STB14L66	187,00
FREE FORM - RIGHT						
	Work station free form right-handed	34,3	1200	black	STF12R65	174,00
		37,1	1400		STF14R65	190,00
	Base in colour finishings: black, aluminium	34,3	1200	aluminium	STF12R66	174,00
		37,1	1400		STF14R66	190,00
- LEFT						
	Work station free form left-handed	34,3	1200	black	STF12L65	174,00
		37,1	1400		STF14L65	190,00
	Base in colour finishings: black, aluminium	34,3	1200	aluminium	STF12L66	174,00
		37,1	1400		STF14L66	190,00

Dimensions are stated in millimetres. The products weight allowance is 5%.


Schema	Description	Weight	Dimensions	Art.No.	Price
		Kg	W		EUR
	Reception desk for desking BT, BTE				
	Material: melamine chipboard protecting front plate (brushed stainless steel) adjusting elements for levelling the floor connecting angle iron SAP9006	34,1 38,1	1600 1800	EW1600 EW1800	156,00 168,00
	Reception desk for double-desking BTE				
2400 mm	Material: melamine chipboard protecting front plate (brushed stainless steel) adjusting elements for levelling the floor connecting angle iron SAP9006	51,4		EW2400	187,00
	Reception desk for double-desking BTE with a panel partition wall				
2418 mm	Material: melamine chipboard protecting front plate (brushed stainless steel) adjusting elements for levelling the floor connecting angle iron SAP9006	51,8		EW2418	187,00

MELAMINE WORKTOPS AND ADD-ON
TOPS COLOUR FINISHINGS
THICKNESS 25 mm



STANDARD COLOUR FINISHINGS

Delivery term of furniture in standard colour finishings is four weeks.



ADDITIONAL COLOUR FINISHINGS

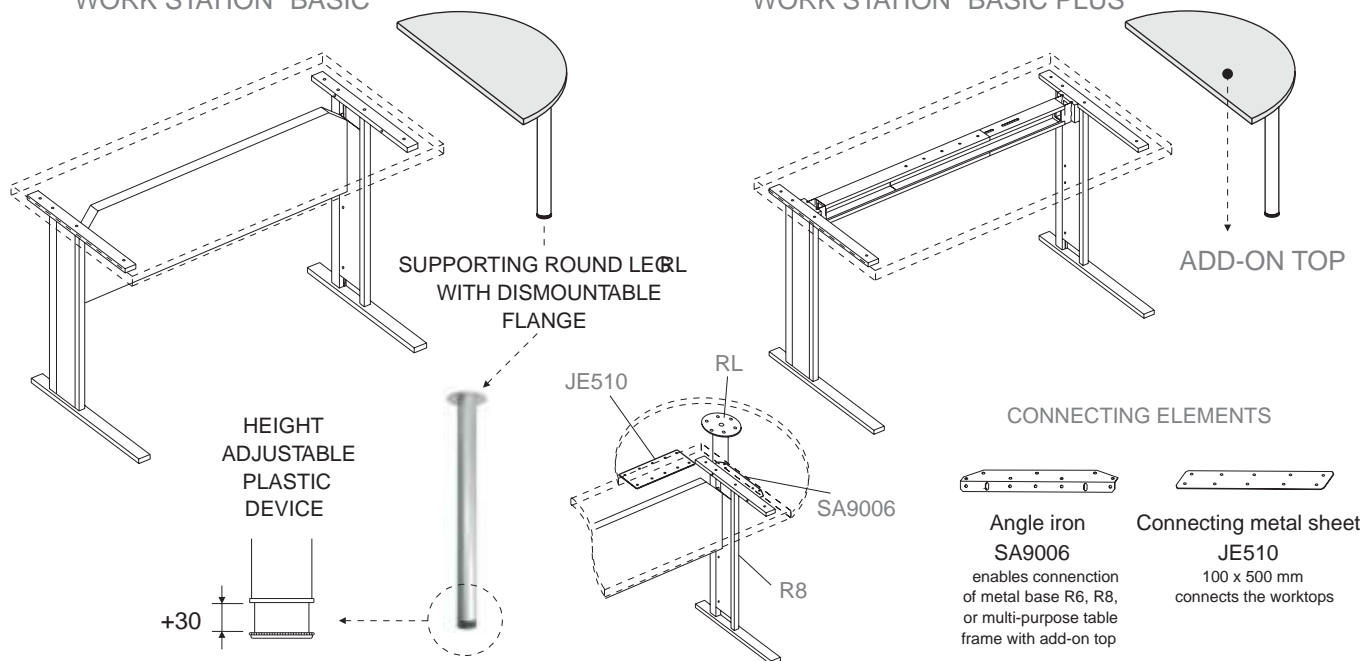
Delivery term of furniture in additional colour finishings is six weeks or by agreement with the seller.



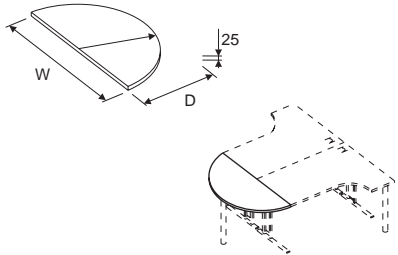
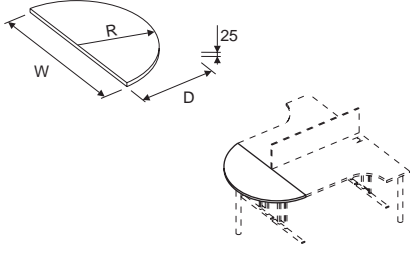
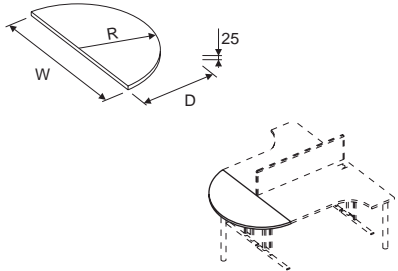
ADD-ON TOPS FOR WORK STATIONS "BASIC" AND "BASIC PLUS"

WORK STATION "BASIC"

WORK STATION "BASIC PLUS"



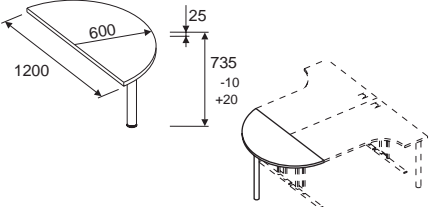
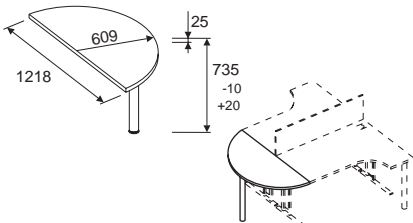
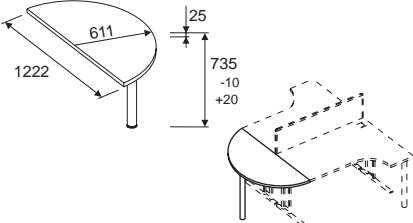
Dimensions are stated in millimetres. The products weight allowance is 5%.

Schema	Description	Weight	Dimensions			Art. No.	Price
			W	D	R		
SEMICIRCULAR							
FOR WORK STATIONS WITH WITHOUT PARTITION WALL							
	Add-on top semicircular	11,1	1200	600	600	EBP1206	51,00
		19,7	1600	800	800	EBP1608	72,00
FOR WORK STATIONS WITH A PANEL PARTITION WALL							
	Add-on top semicircular	11,2	1218	609	609	EBP1216	51,00
		19,8	1618	809	809	EBP1618	72,00
FOR WORK STATIONS WITH A FABRIC PARTITION WALL							
	Add-on top semicircular	11,3	1222	611	611	EBP1226	51,00
		19,9	1622	811	811	EBP1628	72,00

Add-on tops are not equipped with any rough bored holes. The price doesn't include supporting round leg and connecting fittings

INCLUDING BASE
AND CONNECTING FITTINGS

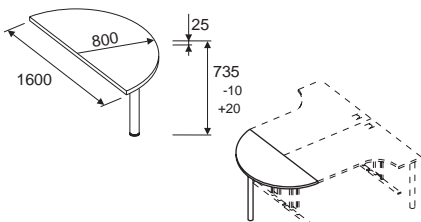
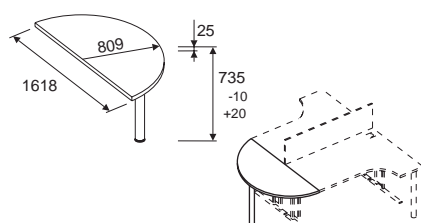
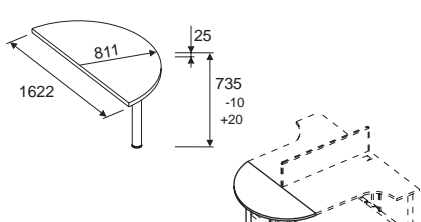
Dimensions are stated in millimetres. The products weight allowance is 5%.

Schema	Description	Weight	Base colour	Art. No.	Price
SEMICIRCULAR 1200 mm		Kg			EUR
FOR WORK STATIONS WITHOUT PARTITION WALL	Add-on desk semicircular on a round leg RL				
		14,9	black	BBP12065	68,00
		14,9	aluminium	BBP12066	68,00
Note: Add-on desks are equipped with connecting fittings					
1218 mm					
FOR WORK STATIONS WITH A PANEL PARTITION WALL	Add-on desk semicircular on a round leg RL				
		15,0	black	BBV12065	68,00
		15,0	aluminium	BBV12066	68,00
Note: Add-on desks are equipped with connecting fittings					
1222 mm					
FOR WORK STATIONS WITH A FABRIC PARTITION WALL	Add-on desk semicircular on a round leg RL				
		15,1	black	BBZ12065	68,00
		15,1	aluminium	BBZ12066	68,00
Note: Add-on desks are equipped with connecting fittings					

Add-on tops are not equipped with any rough bored holes. The price includes supporting round leg and connecting fittings.

INCLUDING BASE
AND CONNECTING FITTINGS

Dimensions are stated in millimetres. The products weight allowance is 5%.

Schema	Description	Weight	Base colour	Art. No.	Price
SEMICIRCULAR 1600 mm		Kg			EUR
FOR WORK STATIONS WITHOUT PARTITION WALL 	Add-on desk semicircular on a round leg RL	23,6	black	BBP16085	91,00
		23,6	aluminium	BBP16086	91,00
1618 mm					
FOR WORK STATIONS WITH A PANEL PARTITION WALL 	Add-on desk semicircular on a round leg RL	23,7	black	BBV16085	91,00
		23,7	aluminium	BBV16086	91,00
1622 mm					
FOR WORK STATIONS WITH A FABRIC PARTITION WALL 	Add-on desk semicircular on a round leg RL	23,8	black	BBZ16085	91,00
		23,8	aluminium	BBZ16086	91,00

Note: Add-on desks are equipped with connecting fittings

Note: Add-on desks are equipped with connecting fittings

Note: Add-on desks are equipped with connecting fittings

Add-on tops are not equipped with any rough bored holes. The price includes supporting round leg and connecting fittings.

INCLUDING BASE
AND CONNECTING FITTINGS

Dimensions are stated in millimetres. The products weight allowance is 5%.

Schema	Description	Weight	Base colour	Art. No.	Price
<p>OVAL 1200 mm</p> <p>FOR WORK STATIONS WITHOUT PARTITION WALL</p> <p>Note: Add-on desks are equipped with connecting fittings</p>	Add-on desk oval on a round leg RL	10,0	black	BBP12045	65,00
		10,0	aluminium	BBP12046	65,00
<p>1218 mm</p> <p>FOR WORK STATIONS WITH A PANEL PARTITION WALL</p> <p>Note: Add-on desks are equipped with connecting fittings</p>	Add-on desk oval on a round leg RL	10,1	black	BBV12045	65,00
		10,1	aluminium	BBV12046	65,00
<p>1222 mm</p> <p>FOR WORK STATIONS WITH A FABRIC PARTITION WALL</p> <p>Note: Add-on desks are equipped with connecting fittings</p>	Add-on desk oval on a round leg RL	10,2	black	BBZ12045	65,00
		10,2	aluminium	BBZ12046	65,00

Add-on tops are not equipped with any rough bored holes. The price includes supporting round leg and connecting fittings.

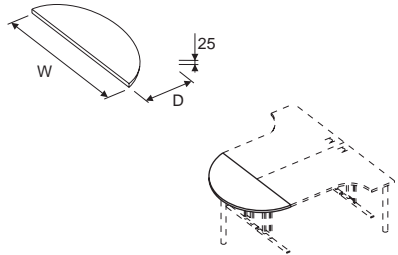
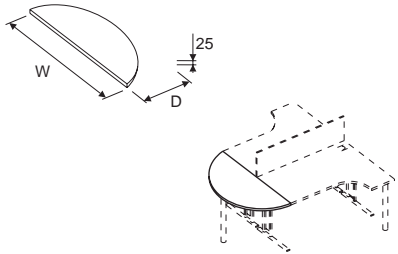
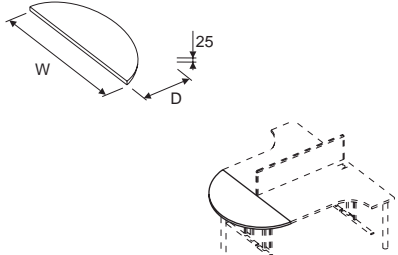
INCLUDING BASE
AND CONNECTING FITTINGS

Dimensions are stated in millimetres. The products weight allowance is 5%.

Schema	Description	Weight	Base colour	Art. No.	Price
<p>OVAL 1600 mm</p> <p>FOR WORK STATIONS WITHOUT PARTITION WALL</p> <p>Note: Add-on desks are equipped with connecting fittings</p>	Add-on desk oval on a round leg RL	Kg			EUR
		14,4	black	BBP16055	86,00
		14,4	aluminium	BBP16056	86,00
<p>1618 mm</p> <p>FOR WORK STATIONS WITH A PANEL PARTITION WALL</p> <p>Note: Add-on desks are equipped with connecting fittings</p>	Add-on desk oval on a round leg RL				
		14,5	black	BBV16055	86,00
		14,5	aluminium	BBV16056	86,00
<p>1622 mm</p> <p>FOR WORK STATIONS WITH A FABRIC PARTITION WALL</p> <p>Note: Add-on desks are equipped with connecting fittings</p>	Add-on desk oval on a round leg RL				
		14,6	black	BBZ16055	86,00
		14,6	aluminium	BBZ16056	86,00

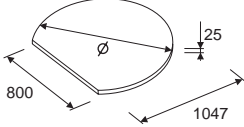
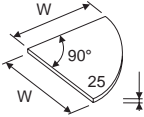
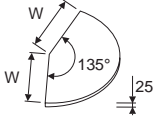
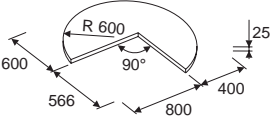
Add-on tops are not equipped with any rough bored holes. The price includes supporting round leg and connecting fittings.

Dimensions are stated in millimetres. The products weight allowance is 5%.

Schema	Description	Weight Kg	Dimensions		Art. No.	Price EUR
			W	D		
<p>FOR WORK STATIONS WITHOUT PARTITION WALL</p> 	Add-on top oval	6,2	1200	400	EBP1204	49,00
		10,5	1600	500	EBP1605	67,00
<p>FOR WORK STATIONS WITH A PANEL PARTITION WALL</p> 	Add-on top oval	6,3	1218	409	EBP1214	49,00
		10,6	1618	509	EBP1615	67,00
<p>FOR WORK STATIONS WITH A FABRIC PARTITION WALL</p> 	Add-on top oval	6,4	1222	411	EBP1224	49,00
		10,7	1622	511	EBP1625	67,00

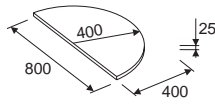
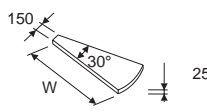
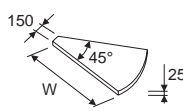
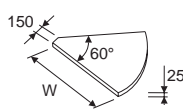
Add-on tops are not equipped with any rough bored holes. The price doesn't include supporting round leg and connecting fittings

Dimensions are stated in millimetres. The products weight allowance is 5%.

Schema	Description	Weight	Dimensions	Art. No.	Price
CIRCULAR		Kg	W		EUR
	Add-on top circular	18,3	1200	EBC1208	100,00
CONNECTING TOPS	90°				
	Connecting top 90°	5,5	600	EBR0906	44,00
		9,8	800	EBR0908	47,00
	135°				
	Connecting top 135°	6,6	600	EBR1356	46,00
		13,1	800	EBR1358	66,00
ADD-ON TOP	270°				
	Add-on top	15,7		EBR0986	112,00

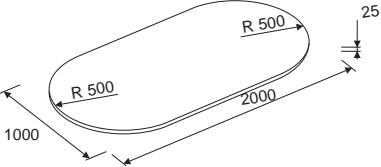
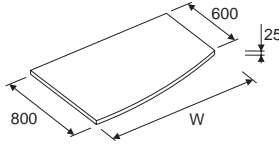
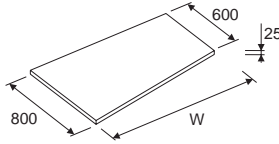
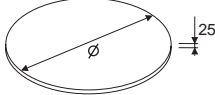
Add-on tops are not equipped with any rough bored holes.

Dimensions are stated in millimetres. The products weight allowance is 5%.

Schema	Description	Weight	Dimensions	Art. No.	Price
SEMICIRCULAR	Add-on top	Kg	W		EUR
	semicircular	4,7		EBP0804	40,00
CONNECTING TOPS					
	30°				
	Connecting top 30°	3,4	600	EBR0306	34,00
		5,3	800	EBR0308	44,00
	45°				
	Connecting top 45°	4,0	600	EBR0456	37,00
		6,4	800	EBR0458	40,00
	60°				
	Connecting top 60°	4,4	600	EBR0606	40,00
		7,2	800	EBR0608	42,00

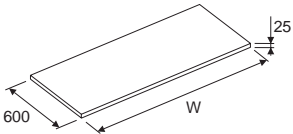
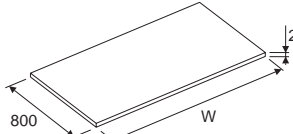
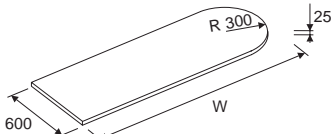
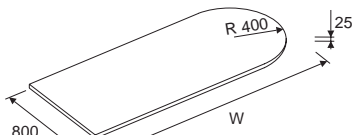
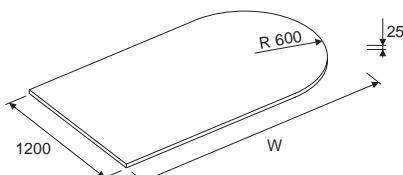
Add-on tops are not equipped with any rough bored holes.

Dimensions are stated in millimetres. The products weight allowance is 5%.


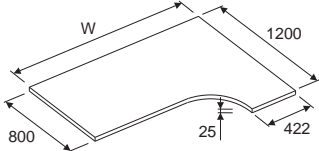

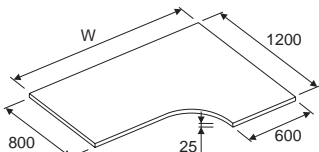
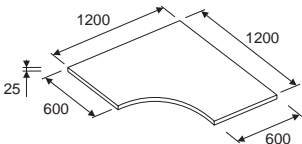
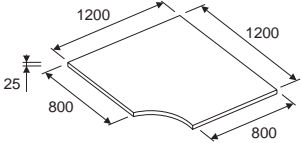
Schema	Description	Weight	Dimensions	Art.No.	Price
OVAL		Kg	W		EUR
	Worktop oval	33,0		EBO2010	140,00
<p>FREE FORM</p> 	Worktop free form	16,8	1200	EBF12R6	74,00
		19,6	1400	EBF14R6	88,00
- can be used for both, left or right-handed worktop					
<p>FREE FORM</p> 	Worktop free form	16,4	1200	EBB12R6	67,00
		19,2	1400	EBB14R6	82,00
- can be used for both, left or right-handed worktop					
<p>CIRCULAR</p> 	Worktop circular	6,7	600	EBC0600	51,00
		8,8	800	EBC0800	56,00
		13,6	1000	EBC1000	84,00

Individual worktops are not equipped with any rough bored holes.

Dimensions are stated in millimetres. The products weight allowance is 5%.

Schema	Description	Weight	Dimensions	Art.No.	Price
RECTANGULAR	depth 600 mm	Kg	W		EUR
	Worktop rectangular	6,8	600	EB0606	40,00
		9,4	800	EB0806	44,00
		11,0	1000	EB1006	48,00
		14,1	1200	EB1206	50,00
		16,5	1400	EB1406	57,00
		18,9	1600	EB1606	70,00
		21,5	1800	EB1806	76,00
	depth 800 mm				
	Worktop rectangular	12,6	800	EB0808	48,00
		15,0	1000	EB1008	57,00
		18,9	1200	EB1208	64,00
		22,0	1400	EB1408	79,00
		25,2	1600	EB1608	81,00
		28,3	1800	EB1808	84,00
WITH SEMICIRCULAR END	600 mm				
	Worktop with semicircular end	13,3	1200	EBO1206	61,00
		15,6	1400	EBO1406	72,00
	depth 800 mm				
	Worktop with semicircular end	17,5	1200	EBO1208	79,00
		20,6	1400	EBO1408	94,00
		23,8	1600	EBO1608	99,00
	depth 1200 mm				
	Worktop with semicircular end	30,0	1400	EBO1402	102,00
		34,7	1600	EBO1602	110,00
		39,4	1800	EBO1802	127,00

Dimensions are stated in millimetres. The products weight allowance is 5%.

Schema	Description	Weight	Dimensions	Art.No.	Price
CORNER 422 mm		Kg	W		EUR
	Corner worktop	23,4	1400	EBE14R4	113,00
		26,5	1600	EBE16R4	120,00
		29,4	1800	EBE18R4	136,00
- can be used for both, left or right-handed worktop					
600 mm					
	Corner worktop	26,2	1400	EBE14R6	113,00
		29,2	1600	EBE16R6	120,00
		32,2	1800	EBE18R6	136,00
- can be used for both, left or right-handed worktop					
	Corner worktop	22,0		EBE1206	97,00
	Corner worktop	24,6		EBE1208	97,00

Dimensions are stated in millimetres. The products weight allowance is 5%.

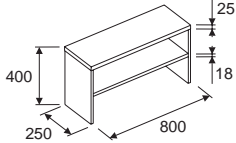
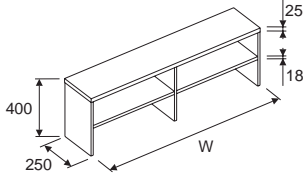
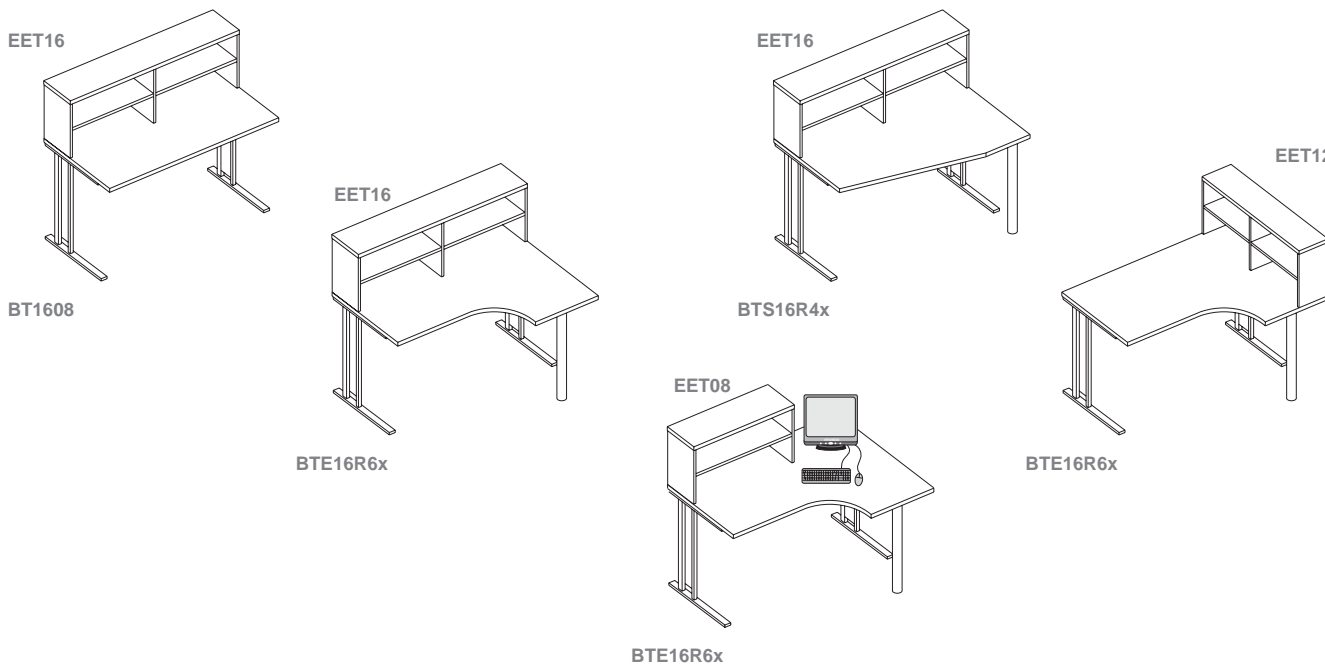


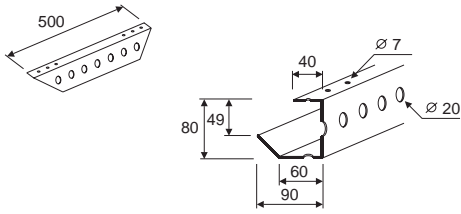
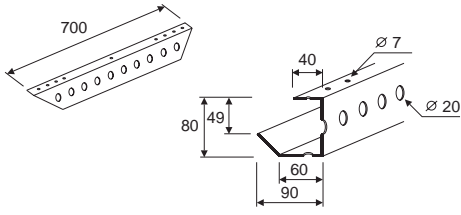
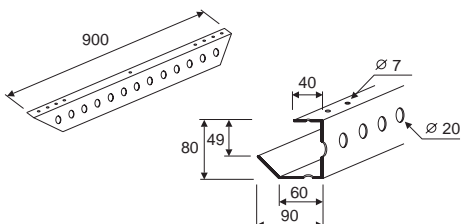
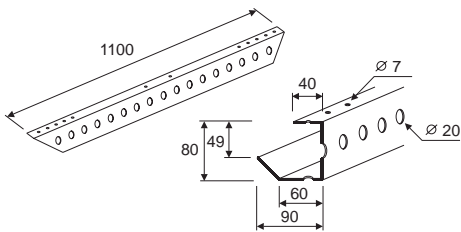
Schema	Description	Weight	Dimensions	Art. No.	Price
DESK'S EXTENSIONS		Kg	W		EUR
	Desk's extension one-sided with adjustable shelf	13,4		EET08	68,00
	Desk's extension one-sided with two adjustable shelves	20,1	1200	EET12	78,00
		22,9	1400	EET14	89,00
		25,5	1600	EET16	89,00
		28,1	1800	EET18	96,00

ILLUSTRATION OF THE APPLICATION



Dimensions are stated in millimetres. The products weight allowance is 5%.

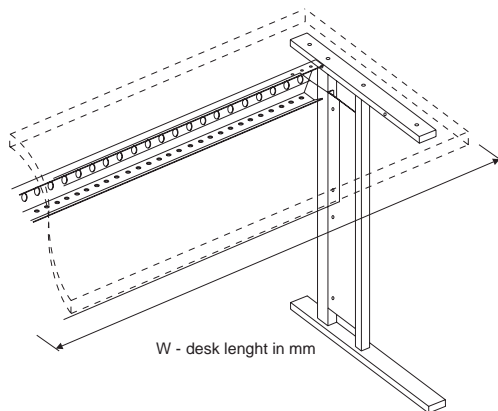
Schema	Description	Weight*	Pcs	Packing	Colour	Art. No.*	Price*
					finishing		EUR
<p>length 500 mm</p> 	<p>Cable channel length 500 mm</p> <p>Use: hardening the worktop and enabling the cable lining</p>	1,5	1	0,004	black	CC0505	8,00
		1,5	1	0,004	aluminium	CC0506	8,00
<p>length 700 mm</p> 	<p>Cable channel length 700 mm</p> <p>Use: hardening the worktop and enabling the cable lining</p>	2,125	1	0,006	black	CC0705	10,00
		2,125	1	0,006	aluminium	CC0706	10,00
<p>length 900 mm</p> 	<p>Cable channel length 900 mm</p> <p>Use: hardening the worktop and enabling the cable lining</p>	2,75	1	0,007	black	CC0905	13,00
		2,75	1	0,007	aluminium	CC0906	13,00
<p>length 1100 mm</p> 	<p>Cable channel length 1100 mm</p> <p>Use: hardening the worktop and enabling the cable lining</p>	3,35	1	0,008	black	CC1105	15,00
		3,35	1	0,008	aluminium	CC1106	15,00

Dimensions are stated in millimetres. The products weight allowance is 5%.

Schema	Description	Weight* Kg	Pcs	Packing m ³	Colour finishing	Art. No.*	Price* EUR
<p>length 1300 mm</p>	<p>Cable channel length 1300 mm</p> <p>Use: hardening the worktop and enabling the cable lining</p>	4,05	1	0,009	black	CC1305	18,00
		4,05	1	0,009	aluminium	CC1306	18,00
<p>length 1500 mm</p>	<p>Cable channel length 1500 mm</p> <p>Use: hardening the worktop and enabling the cable lining</p>	4,55	1	0,011	black	CC1505	21,00
		4,55	1	0,011	aluminium	CC1506	21,00

ILLUSTRATION OF THE APPLICATION

for any office desk "BASIC"

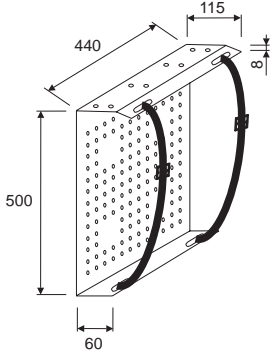
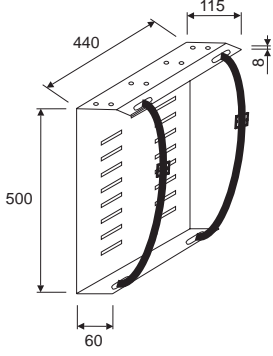
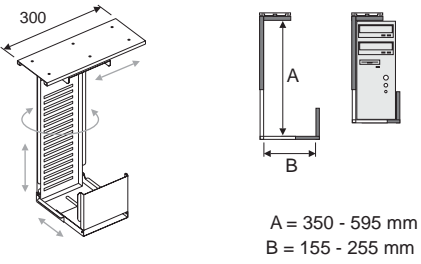


W - desk length in mm

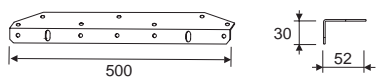
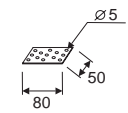
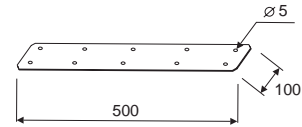
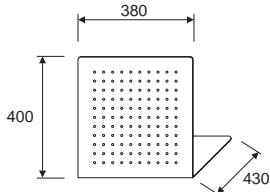
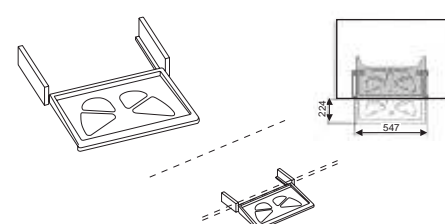
W	Type of cable channel
800	CC0506
1200	CC0906
1400	CC1106
1600	CC1306
1800	CC1506

Cable channels are of versatile use.
Type of the cable channel depends on the desk length.

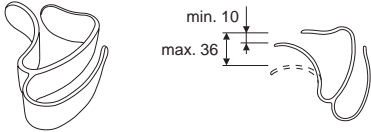
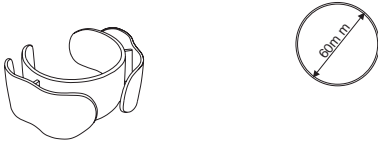
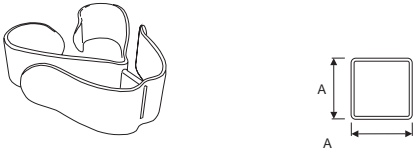
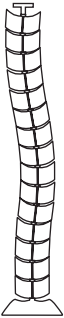
























Dimensions are stated in millimetres. The products weight allowance is 5%.

Schema	Description	Weight	Colour	Art. No.	Price
	CPU holder circular perforation	Kg	finishing		EUR
		4,75	black	PCH9005	21,00
		4,75	aluminium	PCH9006	21,00
	CPU holder rectangular perforation	4,75	aluminium	PCHC9006	21,00
CPU HOLDER - extensible and rotary mechanism	CPU holder with extensible and rotary mechanism	5,5	nicht mehr lieferbar		
 <p>A = 350 - 595 mm B = 155 - 255 mm</p>	in colour finishing: - aluminium RAL9006				

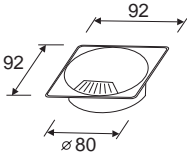
Dimensions are stated in millimetres. The products weight allowance is 5%.

Schema	Description	Weight	Colour	Art. No.	Price
ANGLE IRON		Kg	finishing		EUR
	Angle iron Application: connection of metal base R6, R8 or multi-purpose table frame with add-on top.	0,55	aluminium	SA9006	3,00
CONNECTING METAL SHEETS					
	Connecting metal sheet 50 x 80 mm Application: connection of worktops	0,06	aluminium	JE085	2,00
	Connecting metal sheet 100 x 500 mm Application: connection of worktops	0,75	aluminium	JE510	4,00
MONITOR SCREEN					
	Monitor screen Application: - reduction of electromagnetical waves - protection of monitor back side and its cabling	4,65	nicht mehr lieferbar		
KEYBOARD TRAY					
	Keyboard tray Application: - to be used for office desk for most types of keyboard	0,9	black	KT-B9005	38,00
		0,9	aluminium	KT-B9006	40,00
		0,9	transparent	KT-B0000	40,00

Dimensions are stated in millimetres. The products weight allowance is 5%.

Schema	Description	Weight	Colour	Art. No.	Price																
CABLE CLIPS			finishing		EUR																
	Cable clip for the worktop Application: - horizontal cable lining	0,019	transparent	CTBT	3,00																
CABLE CLIPS	for round leg																				
	Cable clip for a round leg with diameter 60 mm Application: - vertical cable lining	0,026	transparent	CRLT	3,00																
CABLE CLIPS	for square leg																				
	Cable clip for a square leg A = 40 - 60 mm Application: - vertical cable lining	0,022	transparent	CSLT	3,00																
VERTICAL CABLING SYSTEM																					
 <p>CONTENTS</p> <table border="1" data-bbox="292 1161 571 1481"> <tbody> <tr> <td>15x segment</td> <td></td> </tr> <tr> <td>1x upper flange</td> <td></td> </tr> <tr> <td>1x worktop clip</td> <td></td> </tr> <tr> <td>1x plinth</td> <td></td> </tr> <tr> <td>1x worktop bracket</td> <td></td> </tr> <tr> <td>3x wood screw</td> <td></td> </tr> <tr> <td>2x big plug</td> <td></td> </tr> <tr> <td>2x small plug</td> <td></td> </tr> </tbody> </table>	15x segment		1x upper flange		1x worktop clip		1x plinth		1x worktop bracket		3x wood screw		2x big plug		2x small plug		Vertical cabling system	0,7 0,7 0,7	black aluminium transparent	CSV9005 CSV9006 CSV0000	28,00 28,00 34,00
15x segment																					
1x upper flange																					
1x worktop clip																					
1x plinth																					
1x worktop bracket																					
3x wood screw																					
2x big plug																					
2x small plug																					

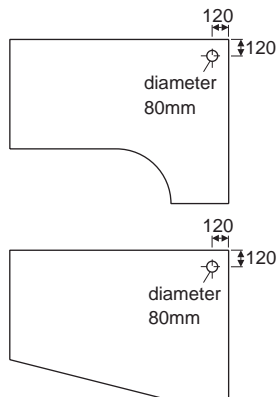
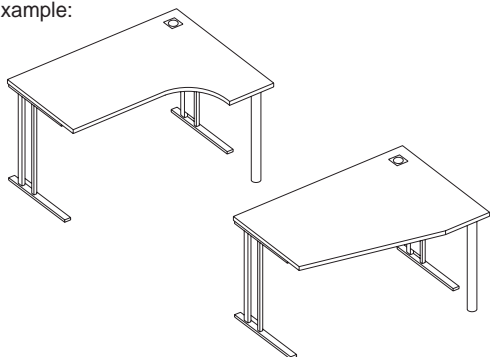
Dimensions are stated in millimetres. The products weight allowance is 5%.

Schema	Description	Weight	Colour	Art. No.	Price
CABLE PASSAGE		Kg	finishing		EUR
 <p>Cable passage</p> <p>Note: Art.No., weight and prices are mentioned for 1 piece of product</p>	Cable passage - drilling during the production	0,048	black	APBH5	4,00
		0,048	aluminium	APBH6	4,00

CABLE PASSAGES - ILLUSTRATION OF THE APPLICATION

WORK STATIONS THAT ARE STANDARDLY EQUIPPED WITH THE CABLE PASSAGE

Example:



This is valid for workstations that are standardly equipped with the cable passage:

It is necessary to specify the colour of the cable passage in purchasing order.



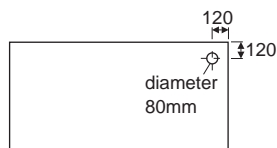

Black



Aluminium

WORK STATIONS THAT ARE NOT STANDARDLY EQUIPPED WITH THE CABLE PASSAGE
- POSSIBILITY TO ORDER CABLE PASSAGE ADDITIONALLY

Example:



Example of position:
Position on the right side

It is necessary to specify the Art.No. and position of the cable passage in purchasing order.



Black
APBH5

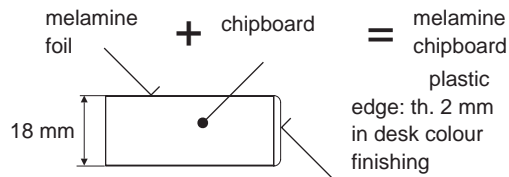


Aluminium
APBH6

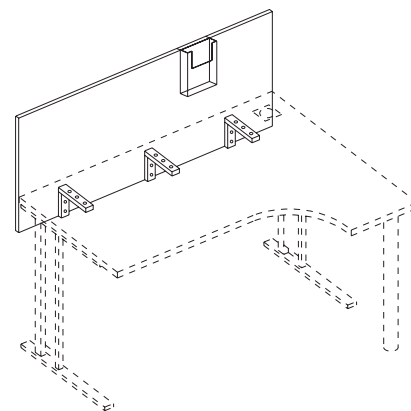

MELAMINE PANEL PARTITION WALLS
 COLOUR FINISHINGS
 DESK THICKNESS 18 mm

STANDARD COLOUR FINISHINGS

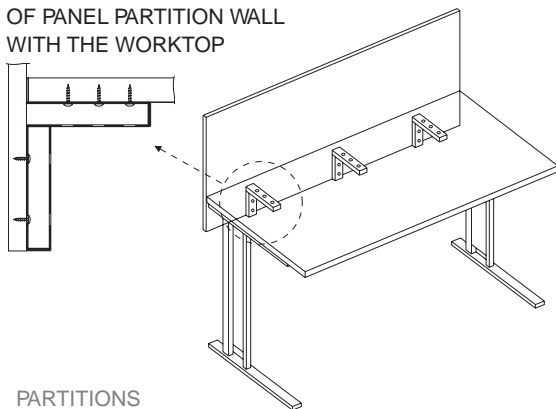
Delivery term of furniture in standard colour finishings is four weeks.



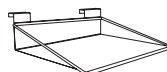
or by agreement with the seller.



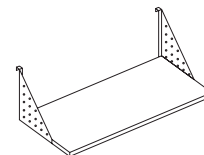
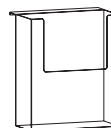
CONNECTION DETAIL OF PANEL PARTITION WALL WITH THE WORKTOP



HANGING ACCESSORIES

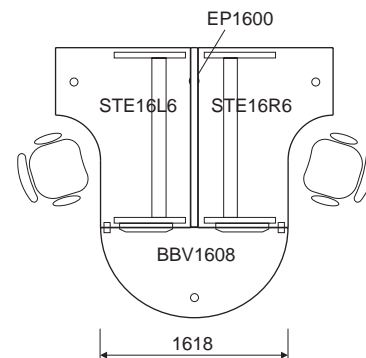
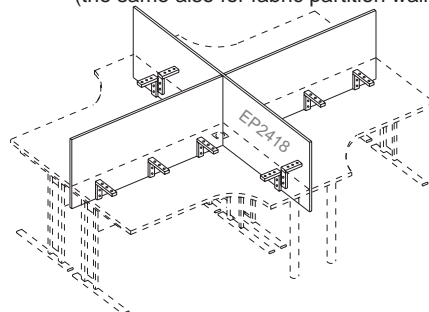


Metal shelves and plastic pockets - page 46



Hanging metal shelf - page 47

WORK STATIONS WITH PARTITION WALLS PUT INTO A CROSS
 Position of angle irons (the same also for fabric partition walls)



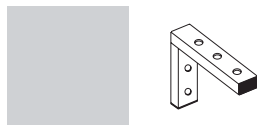
When using partitions it is necessary to choose the right type of add-on desk.

PARTITIONS DIMENSION

PANEL PARTITION WALL



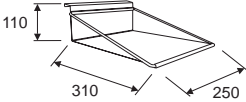
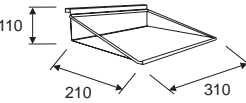
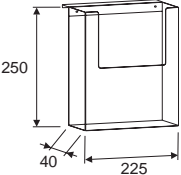
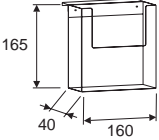
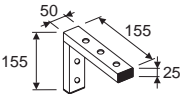
ACCESSORIES AND CONNECTING ELEMENTS COLOUR FINISHING ALUMINIUM RAL9006



Dimensions are stated in millimetres. The products weight allowance is 5%.

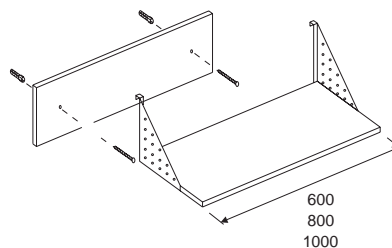
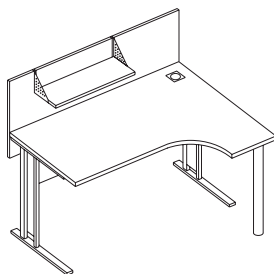
Schema	Description	Weight	Dimensions	Art.No.	Price	
PANEL PARTITION - LOW						
	Panel partition low	7,1	800	2	EPS0800	35,00
		8,7	1000	2	EPS1000	40,00
	Melamine chipboard colour corresponding to the other furniture	10,7	1200	3	EPS1200	51,00
		12,3	1400	3	EPS1400	55,00
		14,3	1600	4	EPS1600	66,00
	Fixing angle irons in aluminium RAL 9006	14,4	1618	4	EPS1618	66,00
		15,8	1800	4	EPS1800	70,00
		20,5	2418	4	EPS2418	83,00
	Note: Partitions including fixing angle irons					
	PANEL PARTITION - HIGH					
	Panel partition high	8,5	800	2	EP0800	37,00
		10,3	1000	2	EP1000	42,00
	Melamine chipboard colour corresponding to the other furniture	12,7	1200	3	EP1200	53,00
		14,7	1400	3	EP1400	58,00
		16,9	1600	4	EP1600	69,00
	Fixing angle irons in aluminium RAL 9006	17,0	1618	4	EP1618	69,00
		19,2	1800	4	EP1800	74,00
		24,4	2418	4	EP2418	88,00
	Note: Partitions including fixing angle irons					
	PANEL PARTITION - ROUNDED					
	Panel partition rounded	8,0	800	2	EPO0800	52,00
		9,8	1000	2	EPO1000	57,00
	Melamine chipboard colour corresponding to the other furniture	12,2	1200	3	EPO1200	68,00
		14,2	1400	3	EPO1400	73,00
		16,7	1600	4	EPO1600	84,00
	Fixing angle irons in aluminium RAL 9006	18,7	1800	4	EPO1800	89,00
		16,2	1618	4	EPO1618	93,00
		23,4	2418	4	EPO2418	112,00
	Note: Partitions including fixing angle irons					

Dimensions are stated in millimetres. The products weight allowance is 5%.

Schema	Description	Weight	Art.No.	Price
METAL SHELF		Kg		EUR
 <p>Note: It can be used for both, panel and fabric partition walls</p>	Hanging metal shelf for partition walls - colour aluminium RAL 9006	0,6	PFS9006	17,00
 <p>Note: It can be used for both, panel and fabric partition walls</p>	Hanging metal shelf for partition walls - colour aluminium RAL 9006	0,7	PFSB9006	22,00
PLASTIC POCKET A4				
 <p>Note: It can be used for both, panel and fabric partition walls</p>	Hanging plastic pocket A4 for partition walls - transparent plexiglass	0,5	PFPA4	16,00
PLASTIC POCKET A5				
 <p>Note: It can be used for both, panel and fabric partition walls</p>	Hanging plastic pocket A5 for partition walls - transparent plexiglass	0,3	PFPA5	12,00
ANGLE IRON				
	Angle iron - fixing the partition wall onto the worktop colour: aluminium RAL 9006	0,55	SAP9006	6,00

Dimensions are stated in millimetres. The products weight allowance is 5%.

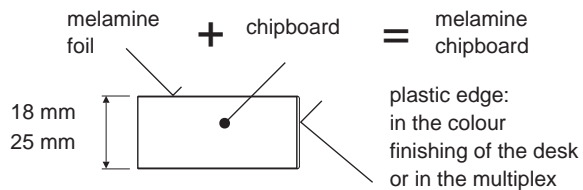
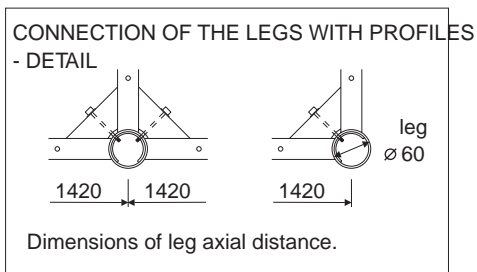
Schema	Description	Weight	Dimensions	Unit	Art.No.	Price
HANGING SHELF		Kg	W			EUR
	Hanging metal shelf for the panel partition					
	- metal sides	3,1	600		ESA0606	30,00
	colour: aluminium RAL 9006	3,6	800		ESA0806	32,00
	- melamine chipboard	4,8	1000		ESA1006	35,00
	colour corresponding to the other furniture					
HANGING SHELF SIDES				pair		
	Shelf metal sides perforated					
	colour: aluminium RAL 9006	0,6		1 pair	ESMA9006	12,00
Note: ESMA9006 is possible to order separately.						
REAR PANEL OF HANGING METAL SHELF						
	Rear panel					
	- to be used for placing the hanging shelf onto a regular wall	1,7	600		EBW0602	16,00
		2,2	800		EBW0802	18,00
		2,7	1000		EBW1002	21,00
Note: Rear panel is not equipped with any rough bored holes and connecting fittings.						
HANGING SHELF - HANGING ONTO A PARTITION WALL			HANGING SHELF - FIXING ONTO A REGULAR WALL			



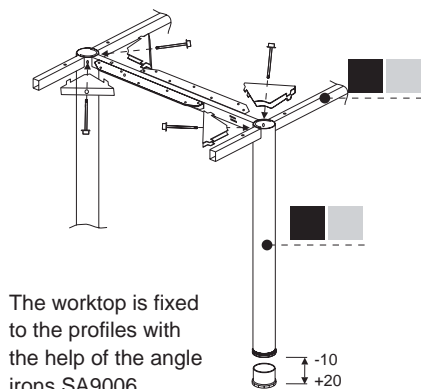

Rear panel is to be fixed onto a regular wall with the help of screws and the shelf has to be hanged on it.



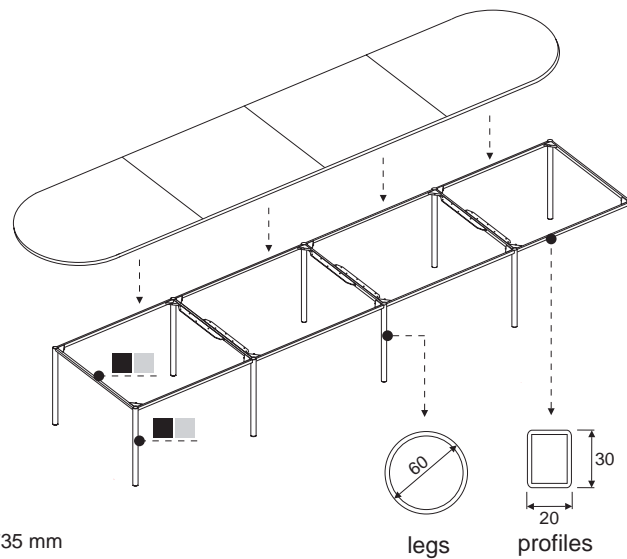
CONFERENCE TABLE ON METAL FRAME "FTU"



FRAME COLOUR FINISHINGS



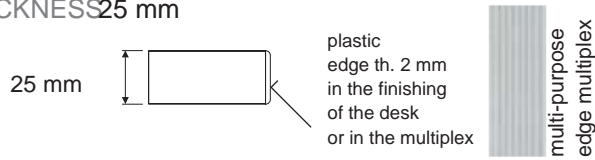
Valid for the desk height 735 mm




TECHNICAL SPECIFICATION

MELAMINE WORKTOP COLOUR FINISHINGS

THICKNESS 25 mm




STANDARD COLOUR FINISHINGS



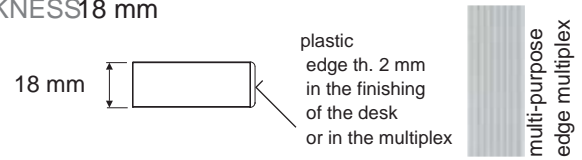
ADDITIONAL COLOUR FINISHINGS

Delivery term of furniture in additional colour finishings is six weeks or by agreement with the seller.



MELAMINE WORKTOP COLOUR FINISHINGS

THICKNESS 18 mm




STANDARD COLOUR FINISHINGS - CATEGORY S

Delivery term of furniture in standard colour finishings is four weeks.



ADDITIONAL COLOUR FINISHINGS - CATEGORY S

Delivery term of furniture in additional colour finishings is six weeks or by agreement with the seller.



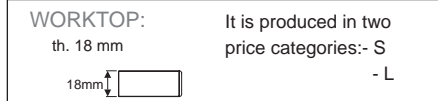

ADDITIONAL COLOUR FINISHINGS - CATEGORY L

Delivery term of furniture in additional colour finishings is six weeks or by agreement with the seller.



Dimensions are stated in millimetres.

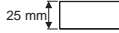
The products weight allowances is 5%.



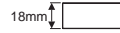
Schema	Description	Weight Kg	Price category	Capacity	Frame colour	Art. No.	Price EUR	
	Conference table - shape: keg self supporting metal frame on round legs	39,2	25	6	black	BCUKF065	193,00	
		39,2			aluminium	BCUKF066	193,00	
			32,0	18 S	6	black	BCUKFS065	183,00
			32,0			aluminium	BCUKFS066	183,00
			32,0	18 L	6	black	BCUKFL065	195,00
			32,0			aluminium	BCUKFL066	195,00
	Conference table - shape: keg self supporting metal frame on round legs	56,8	25	8	black	BCUKF085	241,00	
		56,8			aluminium	BCUKF086	241,00	
			45,1	18 S	8	black	BCUKFS085	226,00
			45,1			aluminium	BCUKFS086	226,00
			45,1	18 L	8	black	BCUKFL085	243,00
			45,1			aluminium	BCUKFL086	243,00
	Conference table - shape: keg self supporting metal frame on round legs	84,0	25	10	black	BCUKF105	390,00	
		84,0			aluminium	BCUKF106	390,00	
			67,0	18 S	10	black	BCUKFS105	365,00
			67,0			aluminium	BCUKFS106	365,00
			67,0	18 L	10	black	BCUKFL105	393,00
			67,0			aluminium	BCUKFL106	393,00
	Conference table - shape: keg self supporting metal frame on round legs	50,5	25	6	black	BCUOF065	231,00	
		50,5			aluminium	BCUOF066	231,00	
			40,3	18 S	6	black	BCUOFS065	219,00
			40,3			aluminium	BCUOFS066	219,00
			40,3	18 L	6	black	BCUOFL065	235,00
			40,3			aluminium	BCUOFL066	235,00

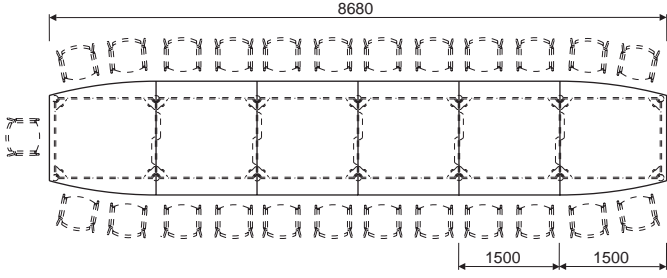
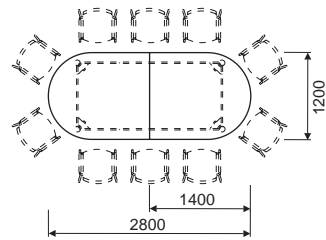
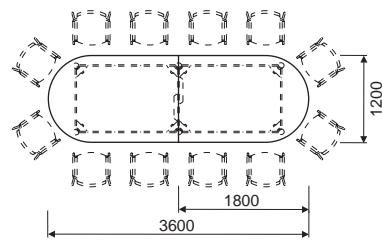
Dimensions are stated in millimetres. The products weight allowance is 5%.

WORKTOP:
th. 25 mm
It is produced in all colour finishings.



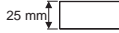
WORKTOP:
th. 18 mm
It is produced in two price categories: - S - L



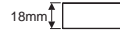
Schema	Description	Weight Kg	Price category	Capacity	Frame colour	Art. No.	Price EUR
LARGE CONFERENCE SETS							
	Conference table on self supporting metal frame on round legs, shape: keg	314,3	25	26	black	BCUKF265	1177,00
		314,3			aluminium	BCUKF266	1177,00
		244,3	18 S	26	black	BCUKFS265	1096,00
		244,3			aluminium	BCUKFS266	1096,00
		244,3	18 L	26	black	BCUKFL265	1180,00
		244,3			aluminium	BCUKFL266	1180,00
SMALL CONFERENCE SETS							
	Conference table - shape: oval self supporting metal frame on round legs	72,3	25	10	black	BCUOF105	283,00
		72,3			aluminium	BCUOF106	283,00
		56,7	18 S	10	black	BCUOFS105	263,00
		56,7			aluminium	BCUOFS106	263,00
		56,7	18 L	10	black	BCUOFL105	284,00
		56,7			aluminium	BCUOFL106	284,00
	Conference table - shape: oval self supporting metal frame on round legs	98,3	25	12	black	BCUOF125	377,00
		98,3			aluminium	BCUOF126	377,00
		78,0	18 S	12	black	BCUOFS125	352,00
		78,0			aluminium	BCUOFS126	352,00
		78,4	18 L	12	black	BCUOFL125	377,00
		78,4			aluminium	BCUOFL126	377,00

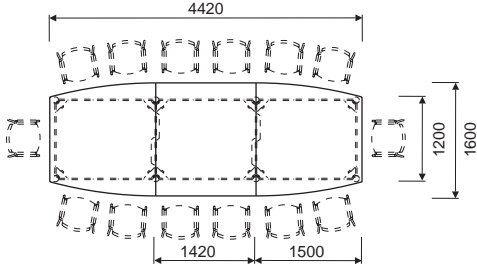



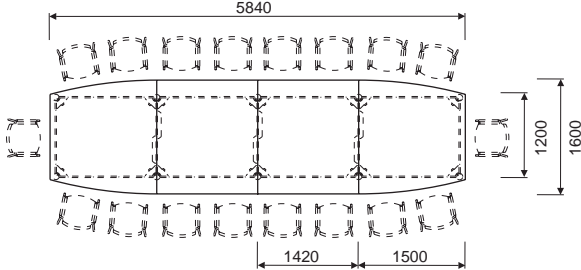



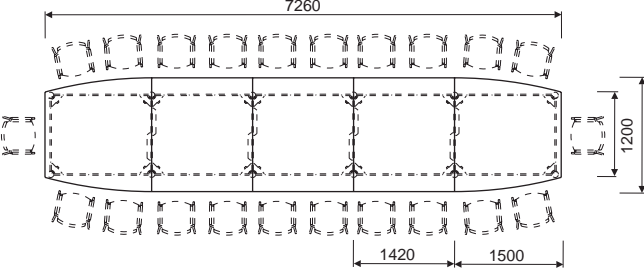



Dimensions are stated in millimetres. The products weight allowance is 5%.

WORKTOP:
th. 25 mm
It is produced in all colour finishings.



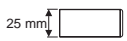
WORKTOP:
th. 18 mm
It is produced in two price categories: - S - L



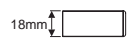
Schema	Description	Weight Kg	Price category	Capacity	Frame colour	Art. No.	Price EUR
LARGE CONFERENCE SETS							
 <p>frame on round legs, shape: keg</p>		158,3	25	14 	black	BCUKF145	626,00
		158,3			aluminium	BCUKF146	626,00
		123,7	18 S	14 	black	BCUKFS145	585,00
		123,7			aluminium	BCUKFS146	585,00
		123,7	18 L	14 	black	BCUKFL145	630,00
		123,7			aluminium	BCUKFL146	630,00
 <p>Conference table on self supporting metal frame on round legs, shape: keg</p>		210,3	25	18 	black	BCUKF185	810,00
		210,3			aluminium	BCUKF186	810,00
		163,9	18 S	18 	black	BCUKFS185	755,00
		163,9			aluminium	BCUKFS186	755,00
		163,9	18 L	18 	black	BCUKFL185	813,00
		163,9			aluminium	BCUKFL186	813,00
 <p>Conference table on self supporting metal frame on round legs, shape: keg</p>		262,3	25	22 	black	BCUKF225	994,00
		262,3			aluminium	BCUKF226	994,00
		204,1	18 S	22 	black	BCUKFS225	925,00
		204,1			aluminium	BCUKFS226	925,00
		204,1	18 L	22 	black	BCUKFL225	997,00
		204,1			aluminium	BCUKFL226	997,00

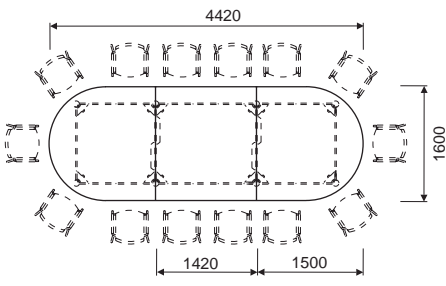
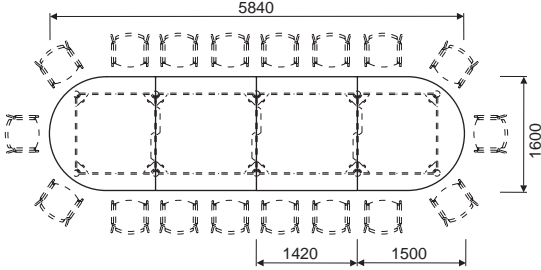
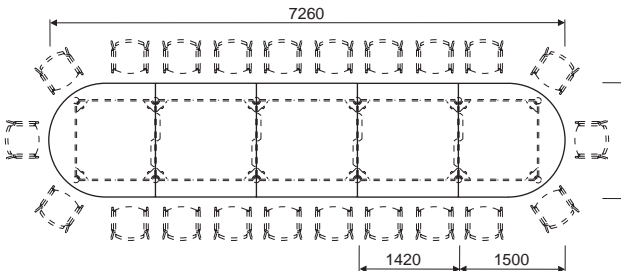
Dimensions are stated in millimetres. The products weight allowance is 5%.

WORKTOP:
th. 25 mm
It is produced in all colour finishings.



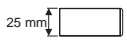
WORKTOP:
th. 18 mm
It is produced in two price categories:- S - L



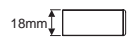
Schema	Description	Weight Kg	Price category	Capacity	Frame colour	Art. No.	Price EUR
LARGE CONFERENCE SETS							
 <p>frame on round legs, shape: oval</p>		154,1	25	14	black	BCUOF145	577,00
		154,1			aluminium	BCUOF146	577,00
		142,3	18 S	14	black	BCUOFS145	535,00
		142,3			aluminium	BCUOFS146	535,00
		142,3	18 L	14	black	BCUOFL145	575,00
		142,3			aluminium	BCUOFL146	575,00
 <p>Conference table on self supporting metal frame on round legs, shape: oval</p>		206,1	25	18	black	BCUOF185	760,00
		206,1			aluminium	BCUOF186	760,00
		182,5	18 S	18	black	BCUOFS185	706,00
		182,5			aluminium	BCUOFS186	706,00
		182,5	18 L	18	black	BCUOFL185	759,00
		182,5			aluminium	BCUOFL186	759,00
 <p>Conference table on self supporting metal frame on round legs, shape: oval</p>		258,1	25	22	black	BCUOF225	944,00
		258,1			aluminium	BCUOF226	944,00
		222,7	18 S	22	black	BCUOFS225	876,00
		222,7			aluminium	BCUOFS226	876,00
		222,7	18 L	22	black	BCUOFL225	942,00
		222,7			aluminium	BCUOFL226	942,00








Dimensions are stated in millimetres. The products weight allowance is 5%.

WORKTOP:
th. 25 mm
It is produced in all colour finishings.



WORKTOP:
th. 18 mm
It is produced in two price categories:- S - L



Schema	Description	Weight Kg	Price category	Capacity 	Frame colour	Art. No.	Price EUR
LARGE CONFERENCE SETS							
		310,1		26 	black	BCUOF265	1128,00
		310,1			aluminium	BCUOF266	1128,00
		262,9		26 	black	BCUOFS265	1046,00
		262,9			aluminium	BCUOFS266	1046,00
		262,9		26 	black	BCUOFL265	1125,00
		262,9			aluminium	BCUOFL266	1125,00

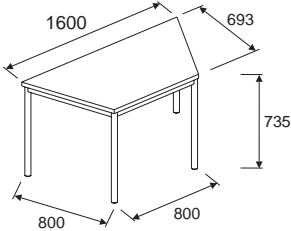
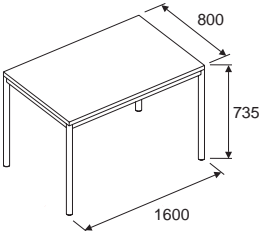
frame on round legs, shape: oval



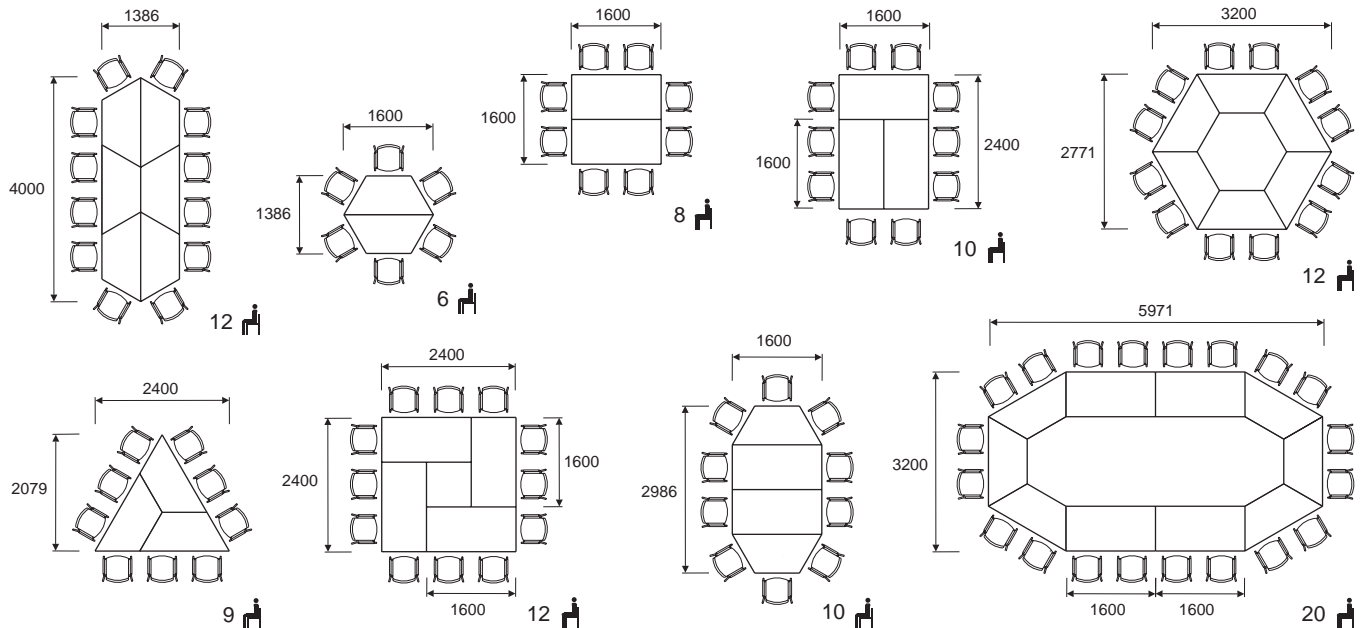
Conference rooms



Dimensions are stated in millimetres. The products weight allowance is 5%.

Schema	Description	Weight	Base	Art.No.*	Price*
CONFERENCE SETS - CONVERTIBLE	- BASIC ELEMENTS	Kg	colour		EUR
	Conference desk - shape: "trapezoid" self-supporting metal frame on round legs	27,9	black	BTT16085	157,-
	base colour finishings: - black - aluminium	27,9	aluminium	BTT16086	157,-
	Conference desk - shape: "rectangle" self-supporting metal frame on round legs	38,5	black	BTU16085	161,-
	base colour finishings: - black - aluminium	38,5	aluminium	BTU16086	161,-

- ILLUSTRATION OF APPLICATION



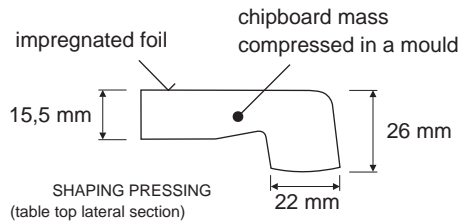
TABLES "SOLID" ON CENTRAL LEG



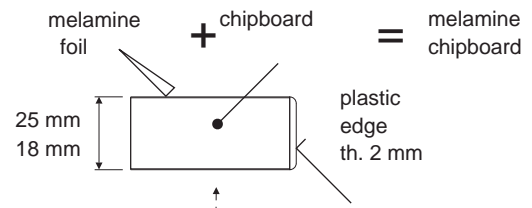
Cafeterias



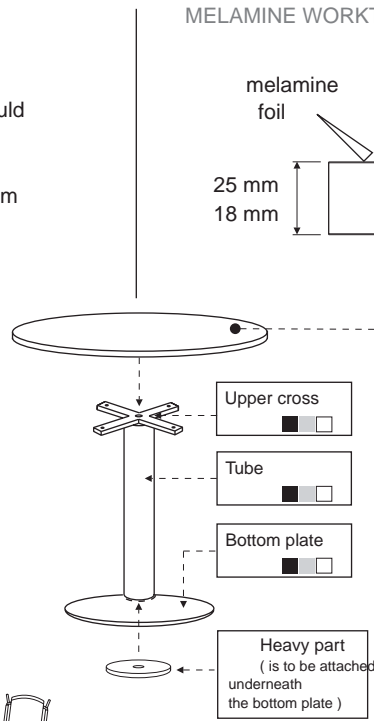

WERZALIT WORKTOP



MELAMINE WORKTOP

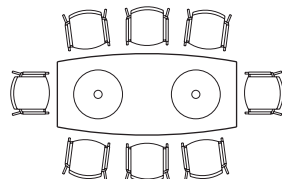


BASE COLOUR FINISHINGS



DINING TABLE "SOLID" ON CENTRAL LEGS

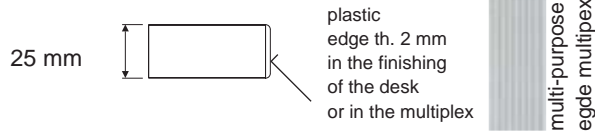
Central legs "SOLID" are placed under the worktop according to the grand plan.



TECHNICAL SPECIFICATION


MELAMINE WORKTOP COLOUR FINISHINGS

THICKNESS 25 mm




STANDARD COLOUR FINISHINGS

Delivery term of furniture in standard colour finishings is four weeks.



ADDITIONAL COLOUR FINISHINGS

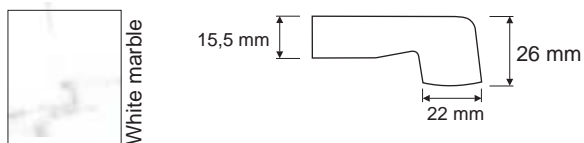
Delivery term of furniture in additional colour finishings is six weeks or by agreement with the seller.



WERZALIT WORKTOP COLOUR FINISHINGS

THICKNESS 26 mm

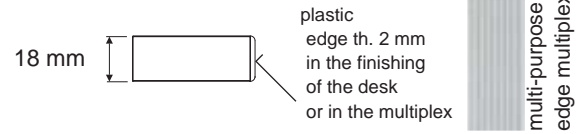
Delivery term of furniture in standard finishing White marble is four weeks.



OTHER FINISHINGS ON DEMAND

MELAMINE WORKTOP COLOUR FINISHINGS

THICKNESS 18 mm




Delivery term of furniture in standard colour finishings is four weeks.



ADDITIONAL COLOUR FINISHINGS - CATEGORY S

Delivery term of furniture in additional colour finishings is six weeks or by agreement with the seller.



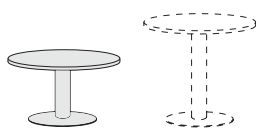
ADDITIONAL COLOUR FINISHINGS - CATEGORY L


Delivery term of furniture in additional colour finishings is six weeks or by agreement with the seller.


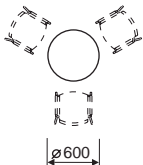

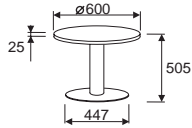

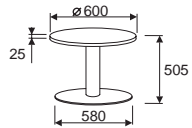
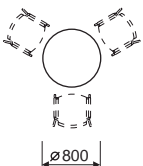

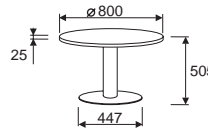

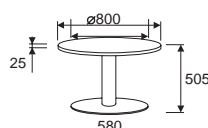


Height 505 mm

Dimensions are stated in millimetres. The products weight allowance is 5%.



MELAMINE WORKTOP:
th. 25 mm
25 mm  It is produced in all colour finishings

Schema	Description	Weight	Capacity	Frame	Art. No.	Price
CONFERENCE TABLES	height 505 mm	Kg		colour		EUR
Worktop Ø 600 mm 	small bottom plate	24,8		black	BCC10605	124,00
	 Including the heavy part.			aluminium	BCC10606	124,00
				chrome	BCC1060X	144,00
	big bottom plate	17,4		black	BCC0605	134,00
	 Including the heavy part.			aluminium	BCC0606	134,00
				chrome	BCC060X	160,00
Worktop thickness: 25 mm						
Worktop Ø 800 mm 	small bottom plate	30,1		black	BCC10805	171,00
	 Including the heavy part.			aluminium	BCC10806	171,00
				chrome	BCC1080X	191,00
	big bottom plate	22,7		black	BCC0805	139,00
	 Including the heavy part.			aluminium	BCC0806	139,00
				chrome	BCC080X	165,00
Worktop thickness: 25 mm						

Height 498 mm

Dimensions are stated in millimetres. The products weight allowance is 5%.

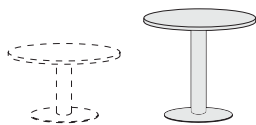



MELAMINE WORKTOP:
 th. 18 mm It is produced in two price categories:- S - L
 18mm




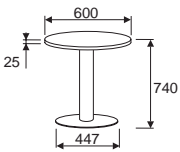

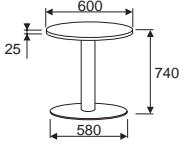


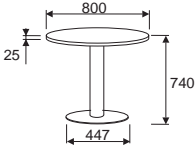

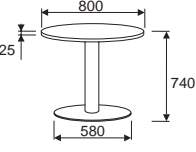
Schema	Description	Weight	Capacity	Price	Frame	Art. No.	Price	
CONFERENCE TABLE	height 505 mm	Kg		category	colour		EUR	
Worktop Ø 600 mm Including the heavy part big bottom plate Worktop thickness: 18 mm	Round table on central leg "SOLID"	22,9	3	S	black	BCCS10605	122,00	
					aluminium	BCCS10606	122,00	
					chrome	BCCS1060X	143,00	
			22,9	3	L	black	BCCL10605	128,00
						aluminium	BCCL10606	128,00
						chrome	BCCL1060X	148,00
			15,5	3	S	black	BCCS0605	132,00
						aluminium	BCCS0606	132,00
						chrome	BCCS060X	158,00
			15,5	3	L	black	BCCL0605	138,00
					aluminium	BCCL0606	138,00	
					chrome	BCCL060X	164,00	
Worktop Ø 800 mm Including the heavy part big bottom plate Worktop thickness: 18 mm	Round table on central leg "SOLID"	26,7	3	S	black	BCCS10805	167,00	
					aluminium	BCCS10806	167,00	
					chrome	BCCS1080X	188,00	
			26,7	3	L	black	BCCL10805	174,00
						aluminium	BCCL10806	174,00
						chrome	BCCL1080X	194,00
			19,3	3	S	black	BCCS0805	135,00
						aluminium	BCCS0806	135,00
						chrome	BCCS080X	161,00
			19,3	3	L	black	BCCL0805	142,00
					aluminium	BCCL0806	142,00	
					chrome	BCCL080X	167,00	

Height 740 mm

Dimensions are stated in millimetres. The products weight allowance is \pm 5%.

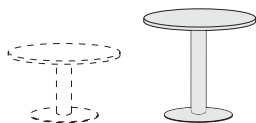


MELAMINE WORKTOP:
th. 25 mm
25 mm  It is produced in all colour finishings.

Schema	Description	Weight	Capacity	Frame	Art. No.	Price
with the worktop 600mm		Kg		colour		EUR
	small bottom plate	16,4		black	BC10605	126,00
				aluminium	BC10606	126,00
				chrome	BC1060X	152,00
	big bottom plate	18,6		black	BC0605	137,00
				aluminium	BC0606	137,00
				chrome	BC060X	168,00
with the worktop 800mm						
	small bottom plate	31,3		black	BC10805	174,00
				aluminium	BC10806	174,00
				chrome	BC1080X	199,00
	Including the heavy part.	23,9		black	BC0805	142,00
				aluminium	BC0806	142,00
				chrome	BC080X	173,00

Height 732 mm

Dimensions are stated in millimetres. The products weight allowance is \pm 5%.

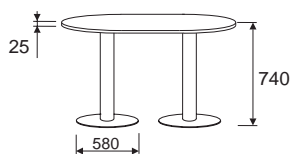



MELAMINE WORKTOP:
th. 18 mm
It is produced in two price categories:- S - L
18mm

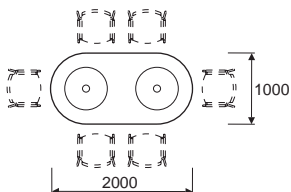

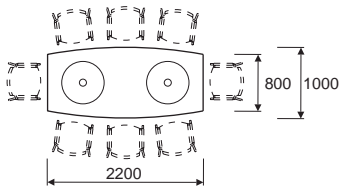

Schema	Description	Weight	Capacity	Price	Frame	Art. No.	Price	
with the worktop	600mm	Kg	category	category	colour		EUR	
	small bottom plate	17,8	3	S	black	BCS10605	125,00	
					aluminium	BCS10606	125,00	
		chrome	BCS1060X		151,00			
			17,8	3	L	black	BCL10605	131,00
						aluminium	BCL10606	131,00
	chrome	BCL1060X	157,00					
		small bottom plate	30,1	3	S	black	BCS10805	170,00
							aluminium	BCS10806
		chrome	BCS1080X	196,00				
				30,1	3	L	black	BCL10805
aluminium							BCL10806	176,00
chrome		BCL1080X	202,00					
	big bottom plate	22,7	3	S	black	BCS0805	138,00	
					aluminium	BCS0806	138,00	
					chrome	BCS080X	169,00	
			22,7	3	L	black	BCL0805	145,00
						aluminium	BCL0806	145,00
chrome	BCL080X	176,00						

Height 740 mm

Dimensions are stated in millimetres. The products weight allowance is 5%.









MELAMINE WORKTOP:
th. 25 mm
25 mm  It is produced in all colour finishings.

Schema	Description	Weight Kg	Capacity	Frame colour	Art. No.	Price EUR
SMALL CONFERENCE SETS						
	Conference table - shape: oval on central legs "SOLID"	61,0	6 	black	BCOC065	312,00
				aluminium	BCOC066	312,00
				chrome	BCOC06X	374,00
	Conference table - shape: keg on central legs "SOLID"	66,2	8 	black	BCKC085	319,00
				aluminium	BCKC086	319,00
				chrome	BCKC08X	381,00






EXAMPLE OF THE APPLICATION




The products weight allowance is \pm 5%.

Schema	Art.No./Description	Price	Schema	Art.No./Description	Price	Schema	Art.No./Description	Price
		EUR			EUR			EUR
	124-N2 Metal coatrack in colour finishings black RAL 9005, aluminium RAL 9006 Plastic parts in colours black, blue, and orange.	77,-		SILVER C Metal coatrack chromium-plated Plastic parts in colour black Height 1720 mm.	119,-		SILVER ES Metal coatrack in colour finishing aluminium RAL 9006 Terminations from solid wood - beech Height 1720 mm.	106,-
	124-N1 Metal coatrack in colour finishing black RAL 9005, Plastic parts in black colour.	77,-		SILVER DUO Metal coatrack chromium-plated combined with aluminium RAL 9006 Terminations from solid wood - beech Height 1720 mm.	163,-		SILVER DS Metal coatrack in colour finishing aluminium RAL 9006 Plastic parts in black colour. Height 1670 mm.	84,-

The products weight allowance is \pm 5%.

Schema	Art.No./Description	Price	Schema	Art.No./Description	Price	Schema	Art.No./Description	Price
		EUR			EUR			EUR
	SILVER A Metal coatrack chromium-plated Plastic parts in black colour. Height 1670 mm.	96,-		SILVER D Metal coatrack in colour finishing black RAL9005. Plastic parts in black colour. Height 1670 mm.	83,-		SILVER MINI Metal coatrack chromium-plated combined with aluminium RAL 9006 Terminations from solid wood - beech Height 1080 mm.	96,-
	SILVER B Metal coatrack chromium-plated Plastic parts in black colour. Height 1720 mm.	104,-		SILVER E Metal coatrack in colour finishing black RAL 9005. Terminations from solid wood - beech Height 1720 mm.	104,-			



Probst Büromöbel GmbH
Maria-Probst-Str. 21-23
80939 München

Tel: 089/316677-0
Fax -88

www.probst-bueromoebel.de
kontakt@probst-bueromoebel.de