



valid from:

July

08

OFFICE FURNITURE **SIMPLE**

SIMPLE

SIMPLE

DOUBLE-KNEE LEG SIMPLE



SIMPLE

SIMPLE OFFICE SPACE







SIMPLE
SIMPLECALL CENTRE



SIMPLE

SIMPLECONFERENCE



Contents:

	page
Work stations "SIMPLE"	1
Add-on desks "SIMPLE"	7
Work stations "SIMPLE" - accessories	14
Desk's extensions	20
Panel partition walls	22
Fabric partition walls	24
Partition walls - accessories	26
Conference tables "SIMPLE"	28
Instruction for use and maintenance	30

THICKNESS 25 mm

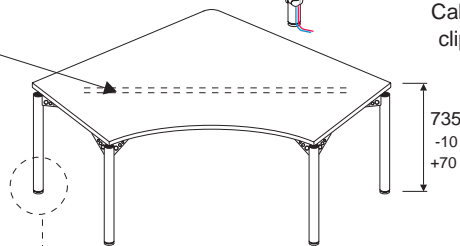
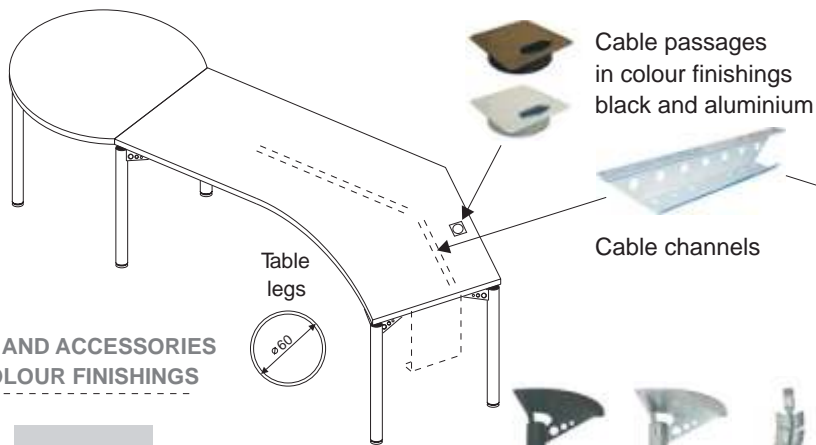
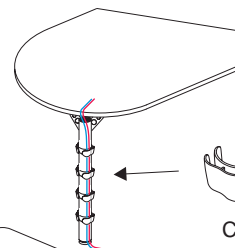
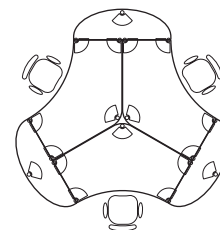
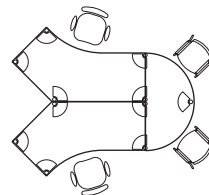
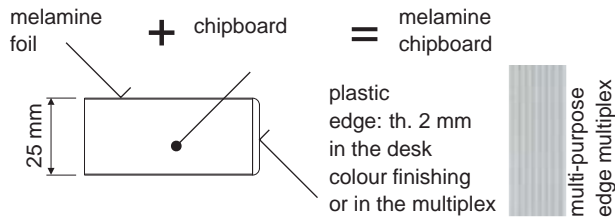

STANDARD COLOUR FINISHINGS

Delivery term of furniture in standard colour finishings is four weeks.

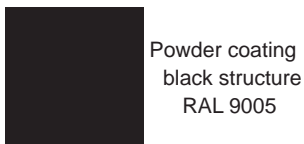
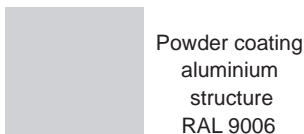


ADDITIONAL COLOUR FINISHINGS

Delivery term of furniture in additional colour finishings is six weeks or by agreement with the seller.



LEGS AND ACCESSORIES COLOUR FINISHINGS



Height adjustable plastic device



- SIMPLE desk height: 735 - 10 mm

- SIMPLE desk height: 735 mm

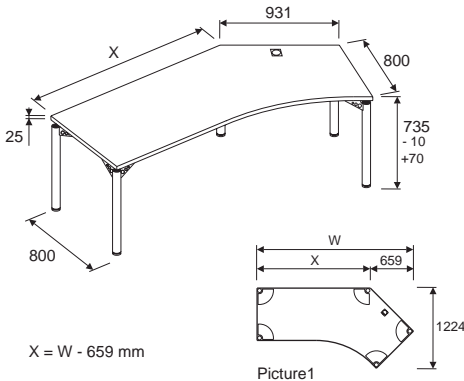
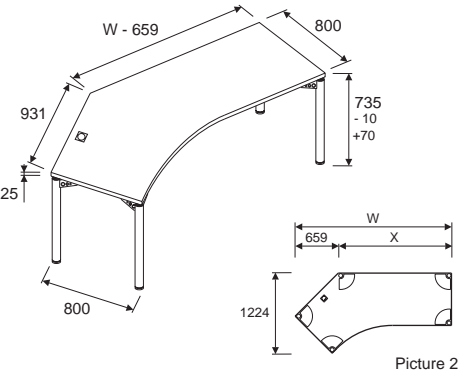
- SIMPLE desk height: 735 + 70 mm

Dimensions are stated in millimetres. The products weight allowance is 5%.

Schema	Description	Weight	Dimen- sions	Note	Base colour	Art. No.	Price
RECTANGULAR WORK STATIONS		Kg	W				EUR
	Work station rectangular	29,0	800		black	DT08085	167,00
		36,0	1200			DT12085	189,00
		39,0	1400			DT14085	204,00
		42,0	1600	*		DT16085	206,00
		45,0	1800	*		DT18085	209,00
		29,0	800		aluminium	DT08086	167,00
		36,0	1200			DT12086	189,00
		39,0	1400			DT14086	204,00
		42,0	1600	*		DT16086	206,00
		45,0	1800	*		DT18086	209,00
	Work station free form	35,0	1200		black	DTG12085	200,00
		38,0	1400			DTG14085	215,00
		41,0	1600	*		DTG16085	218,00
		44,0	1800	*		DTG18085	221,00
		35,0	1200		aluminium	DTG12086	200,00
		38,0	1400			DTG14086	215,00
		41,0	1600	*		DTG16086	218,00
		44,0	1800	*		DTG18086	221,00
	Work station corner 120°	56,0			black	DTH2305	331,00
						aluminium	DTH2306

* - it is recommended to equip these desks with the stiffening cable canal preventing the worktop sag

Dimensions are stated in millimetres. The products weight allowance is 5%.

Schema	Description	Weight	Dimensions	Note	Base colour	Art. No.	Price		
		Kg	W				EUR		
<p>ANGLED, RIGHT-HANDED</p>  <p>$X = W - 659 \text{ mm}$</p> <p>Picture 1</p>	Work station angled right-handed	47,0	1790		black	DTH179R5	276,00		
		50,0	1990				DTH199R5	287,00	
	Cable passage - standardly included	53,0	2190	*			DTH219R5	314,00	
	- the same colour as legs	56,0	2390	*			DTH239R5	325,00	
	- position on the worktop see the picture 1	59,0	2590	*			DTH259R5	336,00	
						aluminium			
		47,0	1790				DTH179R6	276,00	
		50,0	1990				DTH199R6	287,00	
		53,0	2190	*			DTH219R6	314,00	
		56,0	2390	*			DTH239R6	325,00	
		59,0	2590	*		DTH259R6	336,00		
	<p>ANGLED, LEFT-HANDED</p>  <p>Picture 2</p>	Work station angled left-handed	47,0	1790		black	DTH179L5	276,00	
			50,0	1990				DTH199L5	287,00
		Cable passage - standardly included	53,0	2190	*			DTH219L5	314,00
		- the same colour as legs	56,0	2390	*			DTH239L5	325,00
- position on the worktop see the picture 2		59,0	2590	*			DTH259L5	336,00	
						aluminium			
		47,0	1790				DTH179L6	276,00	
		50,0	1990				DTH199L6	287,00	
		53,0	2190	*			DTH219L6	314,00	
		56,0	2390	*			DTH239L6	325,00	
		59,0	2590	*		DTH259L6	336,00		

* - it is recommended to equip these desks with the stiffening cable canal preventing the worktop sag

Dimensions are stated in millimetres. The products weight allowance is 5%.

Schema	Description	Weight	Dimensions	Note	Base colour	Art. No.	Price		
		Kg	W				EUR		
<p>CORNER, RIGHT-HANDED</p>	<p>Work station corner right-handed</p>	47,0	1400		black	DTE14R65	268,00		
		50,0	1600	*		DTE16R65	274,00		
		53,0	1800	*		DTE18R65	290,00		
		56,4	2000	*		DTE20R65	317,00		
		47,0	1400			aluminium	DTE14R66	268,00	
		50,0	1600	*			DTE16R66	274,00	
		53,0	1800	*			DTE18R66	290,00	
		56,4	2000	*			DTE20R66	317,00	
	<p>CORNER, LEFT-HANDED</p>	<p>Work station corner left-handed</p>	47,0	1400		black	DTE14L65	268,00	
			50,0	1600	*		DTE16L65	274,00	
			53,0	1800	*		DTE18L65	290,00	
			56,4	2000	*		DTE20L65	317,00	
			47,0	1400			aluminium	DTE14L66	268,00
			50,0	1600	*			DTE16L66	274,00
			53,0	1800	*			DTE18L66	290,00
			56,4	2000	*			DTE20L66	317,00

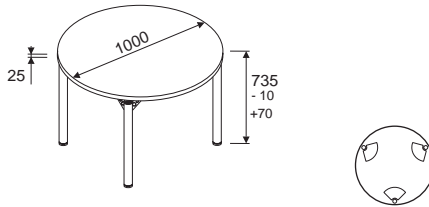
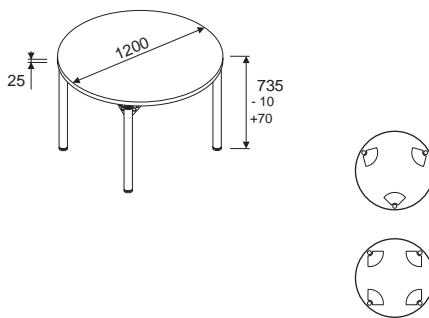
* - it is recommended to equip these desks with the stiffening cable canal preventing the worktop sag

Dimensions are stated in millimetres. The products weight allowance is 5%.


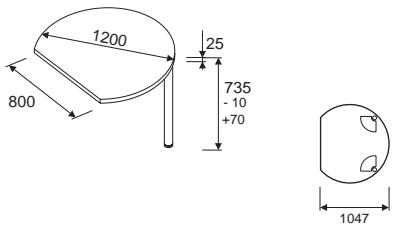

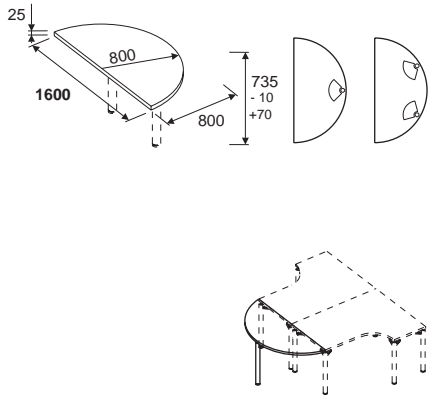
Schema	Description	Weight Kg	Dimen- sions W	Note	Base colour	Art. No.	Price EUR		
<p>ERGONOMIC, RIGHT-HANDED</p>	<p>Work station ergonomic right-handed</p>	48,4	1600	*	black	DTEC16R65	280,00		
		51,4	1800	*		DTEC18R65	296,00		
		54,4	2000	*		DTEC20R65	311,00		
		48,4	1600	*		aluminium	DTEC16R66	280,00	
		51,4	1800	*			DTEC18R66	296,00	
		54,4	2000	*			DTEC20R66	311,00	
	<p>ERGONOMIC, LEFT-HANDED</p>	<p>Work station ergonomic left-handed</p>	48,4	1600	*	black	DTEC16L65	280,00	
			51,4	1800	*		DTEC18L65	296,00	
			54,4	2000	*		DTEC20L65	311,00	
			48,4	1600	*		aluminium	DTEC16L66	280,00
			51,4	1800	*			DTEC18L66	296,00
			54,4	2000	*			DTEC20L66	311,00

* - it is recommended to equip these desks with the stiffening cable canal preventing the worktop sag

Dimensions are stated in millimetres. The products weight allowance is 5%.

Schema	Description	Weight	Number	Base colour	Art. No.	Price	
<p>ROUND 1000 mm</p> 	<p>Round desk diameter 1000 mm</p>	22,0		black	DTC10035	173,00	
		22,0		aluminium	DTC10036	173,00	
		34,0		3	black	DTC12035	190,00
		38,0		4		DTC12045	220,00
<p>1200 mm</p> 	<p>Round desk diameter 1200 mm</p>	34,0		aluminium	DTC12036	190,00	
		38,0			4	DTC12046	220,00

Dimensions are stated in millimetres. The products weight allowance is 5%.

Schema	Description	Weight	Number	Base colour	Art. No.	Price
CIRCULAR		Kg				EUR
	Add-on desk circular	27,0		black	DEC12085	163,00
		27,0		aluminium	DEC12086	163,00
SEMICIRCULAR	1600 mm					
FOR DESKS WITHOUT A PARTITION WALL						
	Add-on desk semicircular	24,0	1	black	DES16185	107,00
		28,0	2		DES16285	137,00
		24,0	1	aluminium	DES16186	107,00
		28,0	2		DES16286	137,00

The price doesn't include the connecting metal sheet JE085.

Dimensions are stated in millimetres. The products weight allowance is 5%.

Schema	Description	Weight	Number	Base colour	Art. No.	Price		
SEMICIRCULAR		Kg				EUR		
<p>1618 mm</p> <p>FOR DESKS WITH A PANEL PARTITION WALL</p>	<p>Add-on desk semicircular</p>	24,0	1	black	DEV16185	107,00		
			2		DEV16285	137,00		
		23,0	1	aluminium	DEV16186	107,00		
			2		DEV16286	137,00		
		<p>1622 mm</p> <p>FOR DESKS WITH A FABRIC PARTITION WALL</p>	<p>Add-on desk semicircular</p>	24,1	1	black	DEZ16185	107,00
					2		DEZ16285	137,00
				24,1	1	aluminium	DEZ16186	107,00
					2		DEZ16286	137,00

The price doesn't include the connecting metal sheet JE085.

Dimensions are stated in millimetres. The products weight allowance is 5%.

Schema	Description	Weight	Base colour	Art. No.	Price	
3/4 CIRCULAR (270°)						
<p>600 R 600 90° 25 566 800 400 Height 735 (-10, + 70) LEFT-HANDED RIGHT-HANDED</p>	Add-on desk 3/4 circular	Kg 19,8				
				black	DER09L65	145,00
				aluminium	DER09L66	145,00
				black	DER09R65	145,00
			aluminium	DER09R66	145,00	
1600 mm						
FOR DESKS WITHOUT A PARTITION WALL						
<p>25 1600 500 735 -10 +70</p>	Add-on desk oval	Kg 14,6				
				black	DEP16055	102,00
				aluminium	DEP16056	102,00

The price doesn't include the connecting metal sheet JE085.

Dimensions are stated in millimetres. The products weight allowance is 5%.

Schema	Description	Weight	Base colour	Art. No.	Price
<p>OVAL 1618 mm</p> <p>FOR DESKS WITH A PANEL PARTITION WALL</p>	Add-on desk oval	Kg			EUR
		14,8	black	DEV16055	102,00
			aluminium	DEV16056	102,00
<p>1622 mm</p> <p>FOR DESKS WITH A FABRIC PARTITION WALL</p>	Add-on desk oval				
		14,9	black	DEZ16055	102,00
			aluminium	DEZ16056	102,00

The price doesn't include the connecting metal sheet JE085.

Dimensions are stated in millimetres. The products weight allowance is 5%.

Schema	Description	Weight	Base colour	Art. No.	Price	
ROUNDED						
	Add-on desk rounded	17,5		DES12L85	124,00	
				DES12L86	124,00	
		Add-on desk rounded	17,5		DES12R85	124,00
					DES12R86	124,00
ANGULAR						
	Add-on desk angular	25,2		DER14L85	159,00	
				DER14L86	159,00	
		Add-on desk angular	25,2		DER14R85	159,00
					DER14R86	159,00

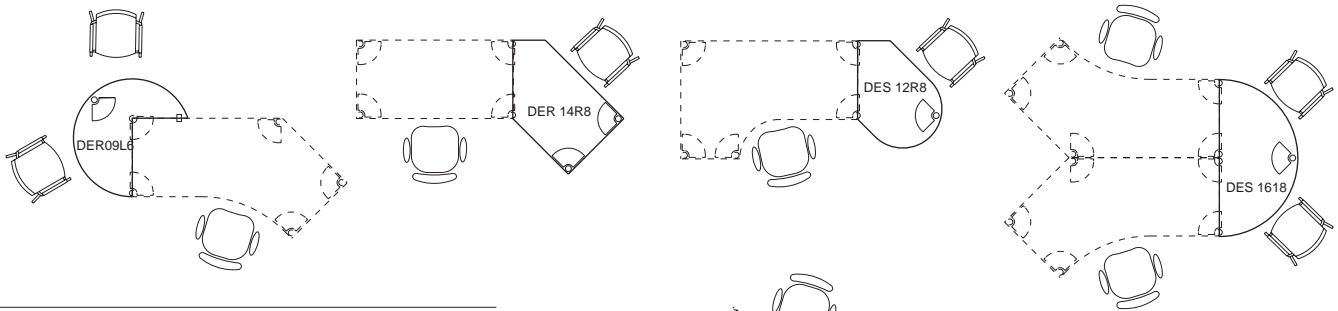
The price doesn't include the connecting metal sheet JE085.

Dimensions are stated in millimetres. The products weight allowance is 5%.

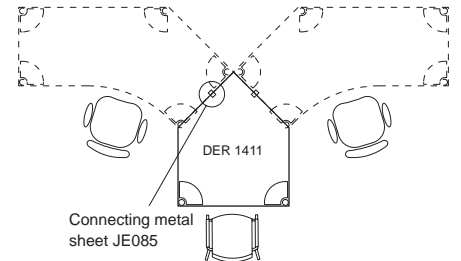
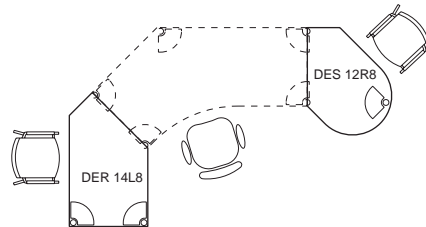
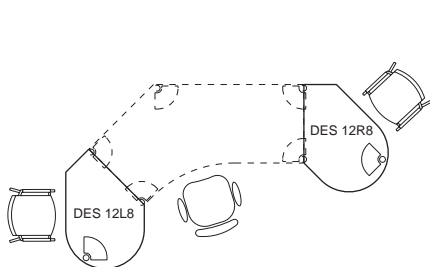
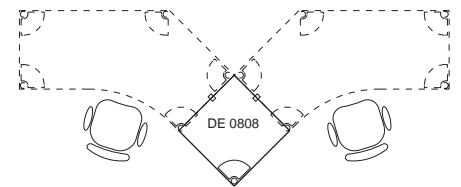
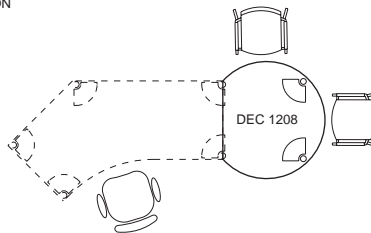
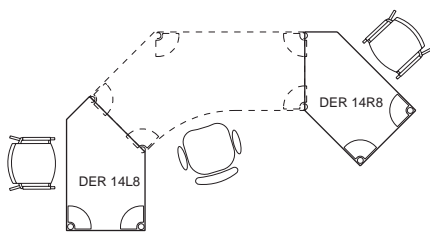
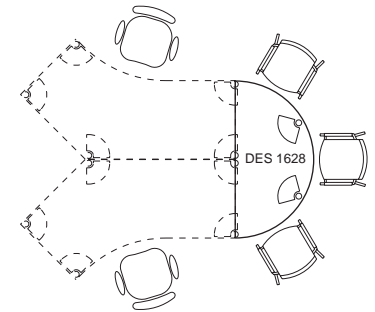
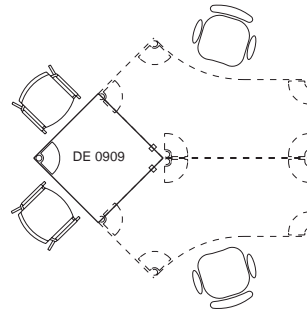
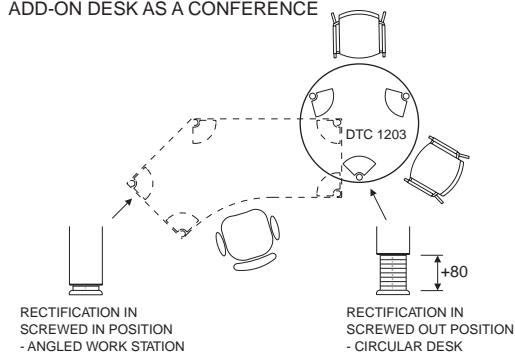
Schema	Description	Weight	Base colour	Art. No.	Price
ANGULAR		Kg			EUR
	Add-on desk angular	27,1			
			black	DER14115	176,00
			aluminium	DER14116	176,00
SQUARE					
	Add-on desk square	16,7	black	DE08085	80,00
			aluminium	DE08086	80,00
	Add-on desk square	20,4	black	DE09095	85,00
			aluminium	DE09096	85,00

The price doesn't include the connecting metal sheet JE085.

EXAMPLE OF THE APPLICATION



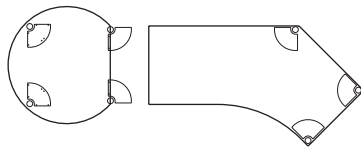
USING OF THE CIRCULAR ADD-ON DESK AS A CONFERENCE



Dimensions are stated in millimetres. The products weight allowance is 5%.

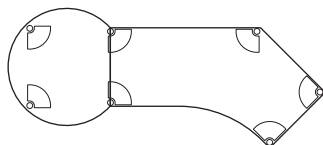
Schema	Description	Weight	Colour	Art. No.	Price
		Kg	finishing		EUR
<p>Colour: - black - aluminium</p>	Double-knee leg "SIMPLE"	3,95			
	Double-knee legs in colour finishings - black structure RAL 9005 - aluminium structure RAL 9006		black	DKL9005	26,00
			aluminium	DKL9006	26,00
CONNECTING ELEMENTS					
<p>Note: Excluding the woodscrews</p>	Connecting metal sheet 50 x 80 mm Application: connecting the worktop	0,06	aluminium	JE085	1,50
<p>Note: Excluding the woodscrews</p>	Connecting metal sheet 100 x 500 mm Application: connecting the worktop	0,75	aluminium	JE510	3,60

ILLUSTRATION OF ADD-ON DESK ASSEMBLING



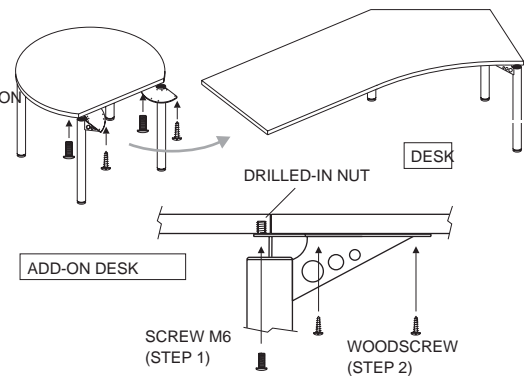
STEP 1

FIXING DOUBLE-KNEE LEGS ONTO THE ADD-ON WORKTOP WITH THE HELP OF M6 SCREWS

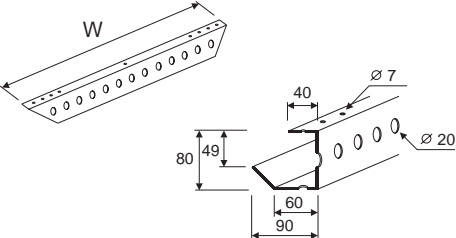


STEP 2

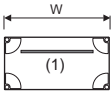
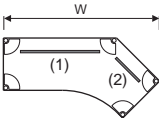
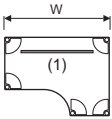
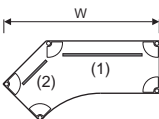
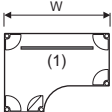
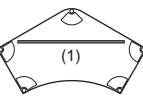
PUT REGULAR DESK NEXT TO THE ADD-ON DESK AND FIX TOGETHER WITH THE HELP OF WOODSCREWS



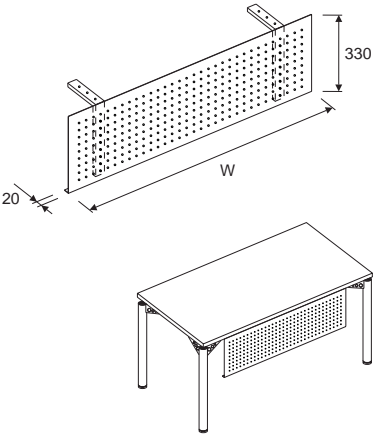
Dimensions are stated in millimetres. The products weight allowance is 5%.

Schema	Description	Weight	Dimen- sions	Colour	Art. No.	Price
CABLE CANALS		Kg	W	finishing		EUR
	Stiffening cable canal in colour finishings: black structure RAL 9005	1,5	500	black	CC0505	9,00
		2,125	700		CC0705	11,00
		2,75	900		CC0905	13,00
	aluminium structure RAL 9006	3,35	1100		CC1105	16,00
		4,05	1300		CC1305	18,00
		4,55	1500		CC1505	21,00
	Application: Stiffening the worktops and cable lining under the worktop	1,5	500	aluminium	CC0506	9,00
		2,125	700		CC0706	11,00
		2,75	900		CC0906	13,00
		3,35	1100		CC1106	16,00
		4,05	1300		CC1306	18,00
		4,55	1500		CC1506	21,00

CABLE CANALS ASSIGNMENT TO WORK STATIONS "SIMPLE"

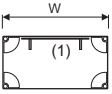
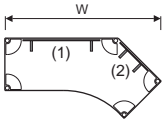
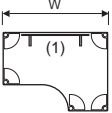
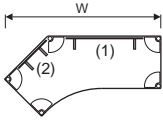
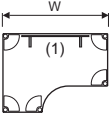
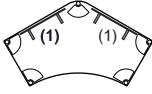
x = 5,6 (RAL9005, RAL9006)								
Schema	W	desk	cable canal(1)	W	desk	cable canal(1)	cable canal(2)	
	800	DT0808	-		1790	DTH179R	CC070x	CC050x
	1200	DT1208	CC070x		1990	DTH199R	CC090x	
	1400	DT1408	CC090x		2190	DTH219R	CC110x	
	1600	DT1608	CC110x		2390	DTH239R	CC130x	
	1800	DT1808	CC130x		2590	DTH259R	CC150x	
	1400	DTE14R6	CC090x		1790	DTH179L	CC070x	CC050x
	1600	DTE16R6	CC110x		1990	DTH199L	CC090x	
	1800	DTE18R6	CC130x		2190	DTH219L	CC110x	
					2390	DTH239L	CC130x	
					2590	DTH259L	CC150x	
	1400	DTE14L6	CC090x		DTH230	CC150x	-	
	1600	DTE16L6	CC110x					
	1800	DTE18L6	CC130x					

Dimensions are stated in millimetres. The products weight allowance is 5%.

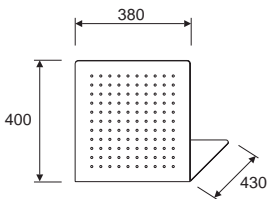
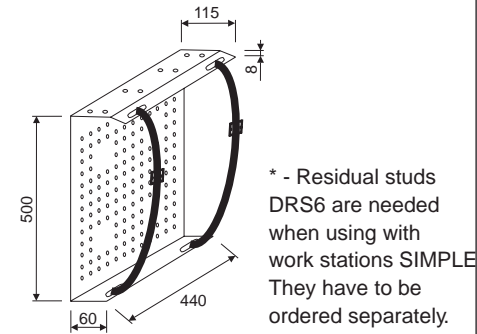
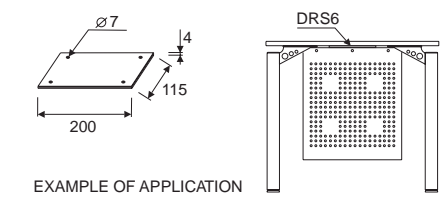
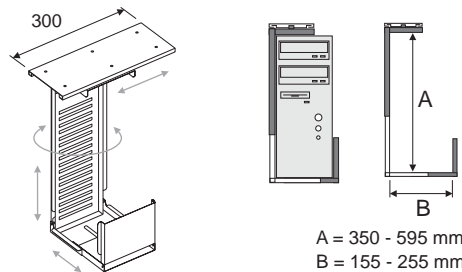
Schema	Description	Weight	Dimensions	Colour	Art. No.	Price
PERFORATED METAL SCREENS		Kg	W			EUR
 <p>EXAMPLE OF APPLICATION</p>	Perforated metal screen including 2 pcs of angle iron in colour: RAL9005 black RAL9006 aluminium	1,6	600	black	CT0605	30,-
		2,1	800		CT0805	34,-
		2,6	1000		CT1005	39,-
		3,2	1200		CT1205	46,-
		3,7	1400		CT1405	52,-
		4,2	1600		CT1605	59,-
		1,6	600	aluminium	CT0606	24,-
		2,1	800		CT0806	25,-
		2,6	1000		CT1006	29,-
		3,2	1200		CT1206	33,-
		3,7	1400		CT1406	38,-
		4,2	1600		CT1606	42,-

METAL SCREENS ASSIGNMENT TO WORK STATIONS SIMPLE

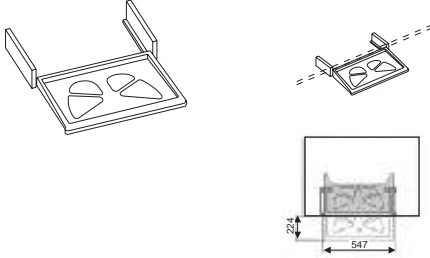
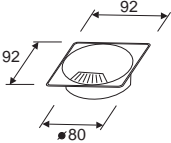

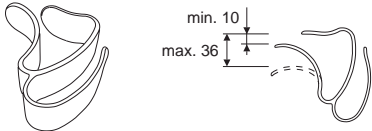
x = 5,6 (RAL9005, RAL9006)

Schema	W	desk	screen (1)		W	desk	screen (1)	screen (2)
	800	DT0808	-		1790	DTH179R	CT060x	CT060x
	1200	DT1208	CT060x		1990	DTH199R	CT080x	
	1400	DT1408	CT080x		2190	DTH219R	CT100x	
	1600	DT1608	CT100x		2390	DTH239R	CT120x	
	1800	DT1808	CT120x		2590	DTH259R	CT140x	
	1400	DTE14R6	CT080x		1790	DTH179L	CT060x	CT060x
	1600	DTE16R6	CT100x		1990	DTH199L	CT080x	
	1800	DTE18R6	CT120x		2190	DTH219L	CT100x	
					2390	DTH239L	CT120x	
					2590	DTH259L	CT140x	
	1400	DTE14L6	CT080x		DTH230	CT080x	-	
	1600	DTE16L6	CT100x					
	1800	DTE18L6	CT120x					

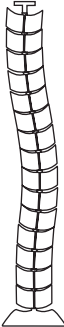
















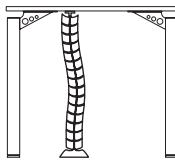








Dimensions are stated in millimetres. The products weight allowance is 5%.

Schema	Description	Weight	Colour finishing	Art. No.	Price
		Kg			EUR
<p>MONITOR SCREEN</p> 	<p>Monitor screen</p> <p>Application: - protecting the monitor back side and its cabling and reducing the electromagnetic waves</p>	4,65	nicht mehr lieferbar		
<p>PC HOLDER</p> 	<p>PC holder</p> <p>- enabling an easy fixing of most types of PC box</p>	4,75	black aluminium	PCH9005 PCH9006	20,00 20,00
<p>RESIDUAL STUDS</p>  <p>EXAMPLE OF APPLICATION</p>	<p>Residual studs for PC holder PCH9005 PCH9006</p> <p>For desks SIMPLE supported by double-knee legs.</p>	0,7	aluminium	DRS6	4,00
<p>PC HOLDER</p>  <p>A = 350 - 595 mm B = 155 - 255 mm</p>	<p>PC holder</p> <p>- extensible and rotary mechanism</p>	5,5	nicht mehr lieferbar		

Dimensions are stated in millimetres. The products weight allowance is 5%.

Schema	Description	Weight	Colour	Art. No.	Price
		Kg	finishing		EUR
	Keyboard tray				
	Application: - to be used for office desk for most types of keyboards	0,9	black	KT-B9005	38,00
		0,9	aluminium	KT-B9006	39,00
		0,9	transparent	KT-B0000	39,00
CABLE PASSAGES					
 <p>Note: Angled work stations are standardly equipped with 1 cable passage</p>	Cable passage - drilling during the production	0,05	black	APBH5	3,50
		0,05	aluminium	APBH6	3,50
CABLE CLIP					
	Cable clip for a round leg with diameter 60 mm Application: - vertical cable lining	0,026	transparent	CRLT	2,50
CABLE CLIP					
	Cable clip for the worktop Application: - horizontal cable lining	0,019	transparent	CTBT	2,50

Dimensions are stated in millimetres. The products weight allowance is 5%.

Schema	Description	Weight	Colour	Art. No.	Price																
VERTICAL CABLE LINING		Kg	finishing		EUR																
 <p>CONTENTS</p> <table border="1"> <tr> <td>15x segment</td> <td></td> </tr> <tr> <td>1x upper flange</td> <td></td> </tr> <tr> <td>1x worktop clip</td> <td></td> </tr> <tr> <td>1x plinth</td> <td></td> </tr> <tr> <td>1x worktop bracket</td> <td></td> </tr> <tr> <td>3x wood screw</td> <td></td> </tr> <tr> <td>2x big plug</td> <td></td> </tr> <tr> <td>2x small plug</td> <td></td> </tr> </table>	15x segment		1x upper flange		1x worktop clip		1x plinth		1x worktop bracket		3x wood screw		2x big plug		2x small plug		<p>Vertical cable lining</p> <p>EXAMPLE OF APPLICATION</p> 	0,7	black	CSV9005	28,50
	15x segment																				
	1x upper flange																				
	1x worktop clip																				
1x plinth																					
1x worktop bracket																					
3x wood screw																					
2x big plug																					
2x small plug																					
aluminium	CSV9006	28,50																			
transparent	CSV0000	34,00																			

THE EXAMPLE OF WORK STATIONS "SIMPLE" APPLICATION



Work rooms and offices



Dimensions are stated in millimetres. The products weight allowance is 5%.

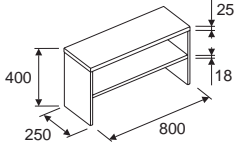
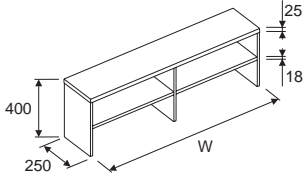
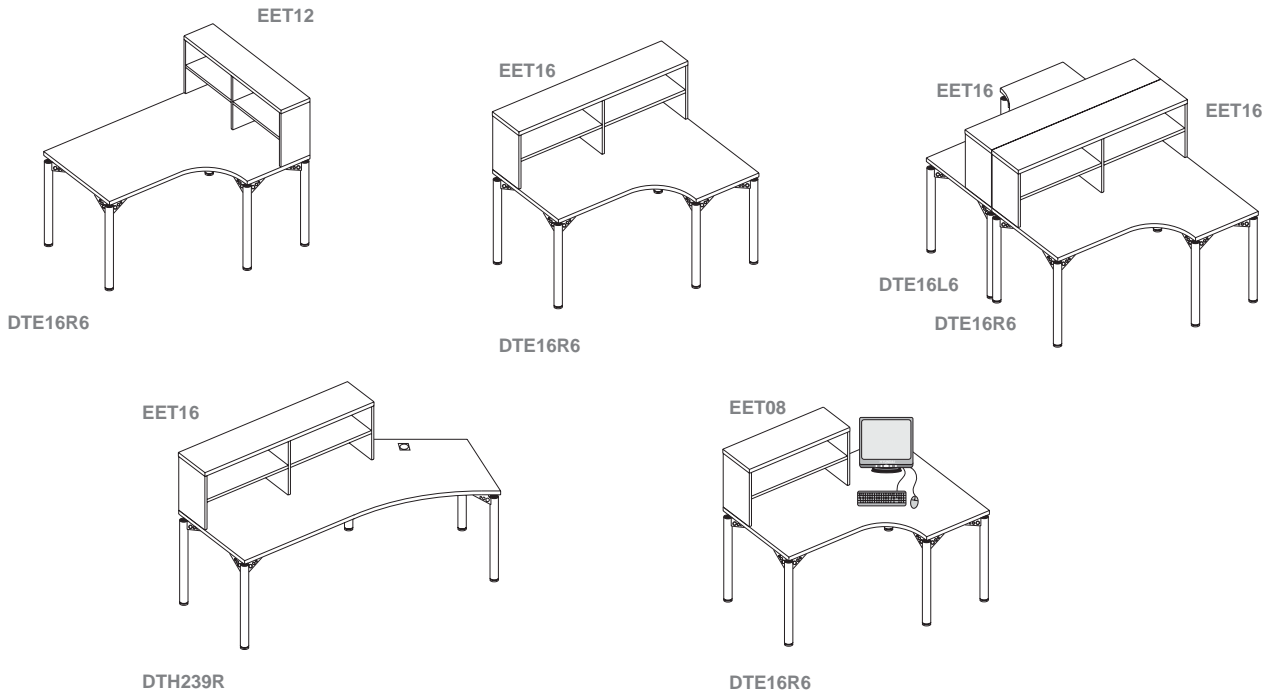
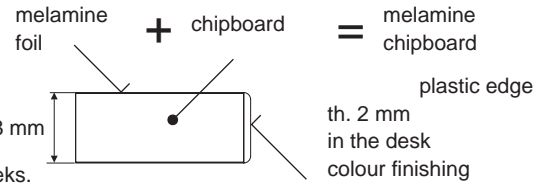
Schema	Description	Weight	Dimen- sions	Art. No.	Price
DESK'S EXTENSIONS		Kg	W		EUR
	Desk's extension one-sided with adjustable shelf	13,4		EET08	67,00
	Desk's extension one-sided with 2 adjustable shelves	20,1	1200	EET12	77,00
		22,9	1400	EET14	83,00
		25,5	1600	EET16	89,00
		28,1	1800	EET18	96,00

ILLUSTRATION OF THE APPLICATION



MELAMINE PANEL PARTITION WALLS
COLOUR FINISHINGS
 DESK THICKNESS 18 mm



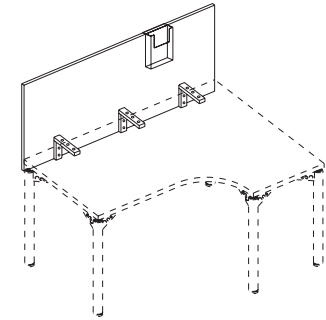
STANDARD COLOUR FINISHINGS

Delivery term of panel partition walls in standard colour finishings is four weeks.

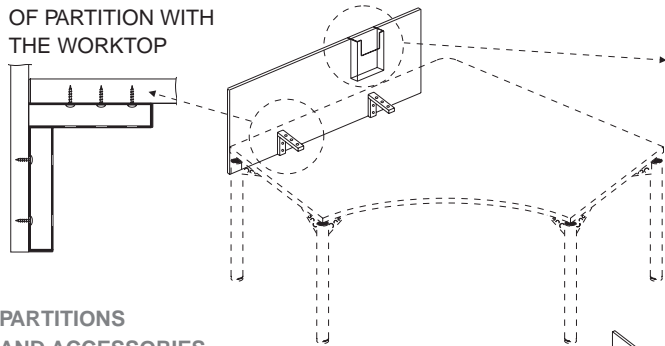


ADDITIONAL COLOUR FINISHINGS

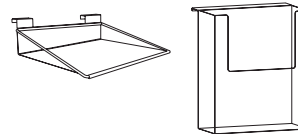
Delivery term of panel partition walls in additional colour finishings is six weeks or by agreement with the seller.



CONNECTION DETAIL OF PARTITION WITH THE WORKTOP



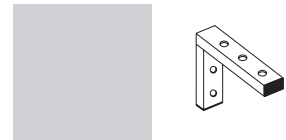
HANGING ACCESSORIES



WORK STATION WITH PANEL PARTITION WALLS PUT INTO A CROSS

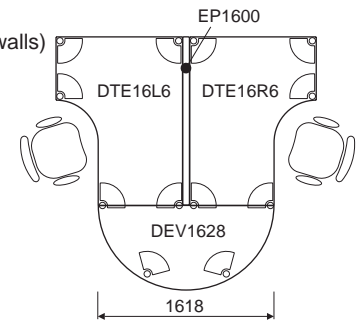
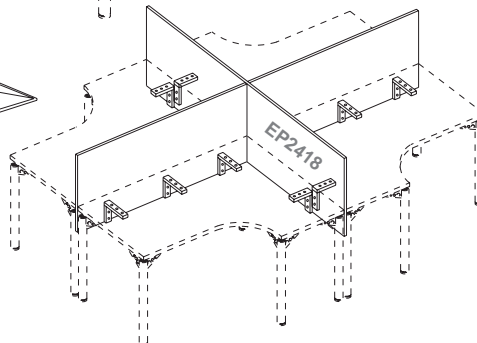
Angle irons position (valid also for fabric partition walls)

CONNECTING ELEMENTS AND ACCESSORIES
COLOUR FINISHING
 ALUMINIUM RAL 9006




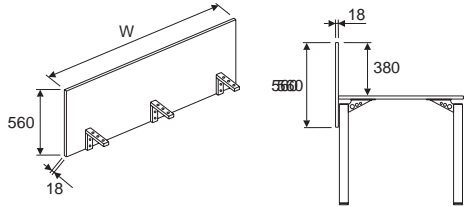
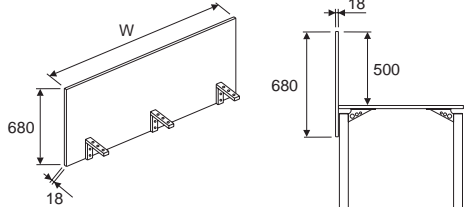
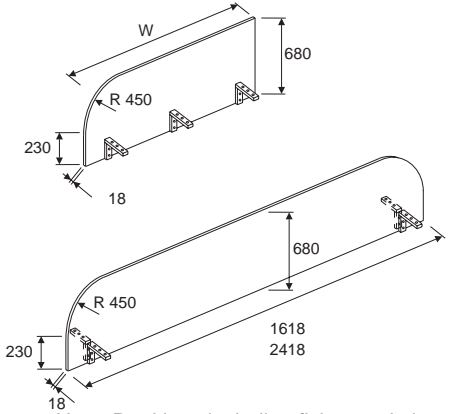
PARTITIONS AND ACCESSORIES DIMENSIONS

PANEL DETAIL OF HANGING PARTITION ACCESSORIES



When using partitions it is necessary to choose the right type of add-on desk.

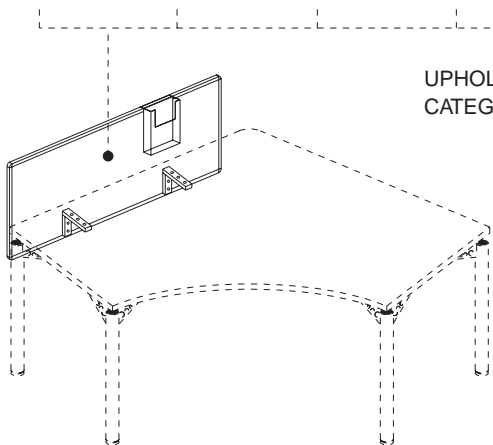
Dimensions are stated in millimetres. The products weight allowance is 5%.

Schema	Description	Weight	Dimensions	Art.No.	Price	
PANEL PARTITION - LOW		Kg	W		EUR	
 <p>Note: Partitions including fixing angle irons</p>	Panel partition low	7,1	800	2	EPS0800	35,00
		8,7	1000	2	EPS1000	40,00
	Colour finishing corresponds to the other furniture	10,7	1200	3	EPS1200	51,00
		12,3	1400	3	EPS1400	55,00
		14,3	1600	4	EPS1600	66,00
	Fixing angle irons in colour finishing: aluminium RAL 9006	14,4	1618	4	EPS1618	66,00
		15,8	1800	4	EPS1800	70,00
		20,5	2418	4	EPS2418	83,00
PANEL PARTITION - HIGH						
 <p>Note: Partitions including fixing angle irons</p>	Panel partition high	8,5	800	2	EP0800	37,00
		10,3	1000	2	EP1000	42,00
	Colour finishing corresponds to the other furniture	12,7	1200	3	EP1200	53,00
		14,7	1400	3	EP1400	58,00
		16,9	1600	4	EP1600	69,00
	Fixing angle irons in colour finishing aluminium RAL 9006	17,0	1618	4	EP1618	69,00
		19,2	1800	4	EP1800	74,00
		24,4	2418	4	EP2418	88,00
PANEL PARTITION - ROUNDED						
 <p>Note: Partitions including fixing angle irons</p>	Panel partition rounded	8,0	800	2	EPO0800	52,00
		9,8	1000	2	EPO1000	57,00
	Colour finishing corresponds to the other furniture	12,2	1200	3	EPO1200	68,00
		14,2	1400	3	EPO1400	73,00
		16,7	1600	4	EPO1600	84,00
	Fixing angle irons in colour finishing aluminium RAL 9006	18,7	1800	4	EPO1800	89,00
		16,2	1618	4	EPO1618	93,00
		23,4	2418	4	EPO2418	112,00

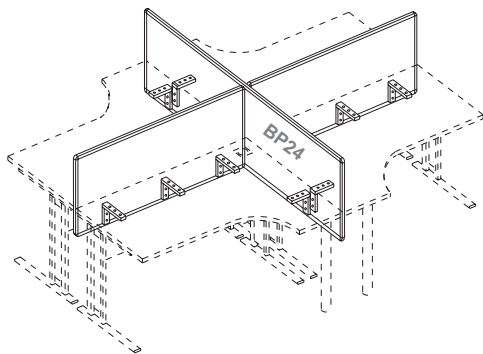
UPHOLSTERY COLOURS



UPHOLSTERY FABRIC MATERIAL
CATEGORIES E, F and M

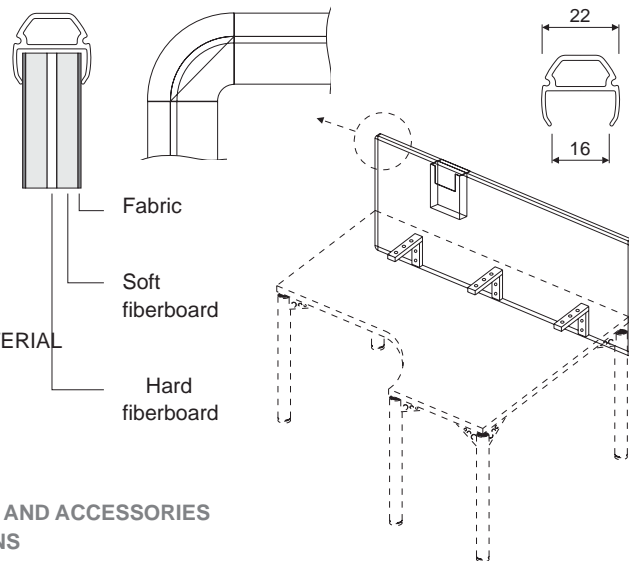


WORK STATION WITH
FABRIC PARTITION WALLS
PUT INTO A CROSS



FRAME - satin anodized aluminium

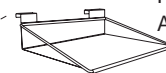
FILLING - sandwich construction enabling using pins



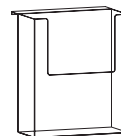
PARTITIONS AND ACCESSORIES
- DIMENSIONS

FABRIC PARTITION
FRAME

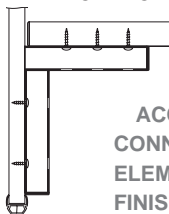
DETAIL OF HANGING
ACCESSORIES



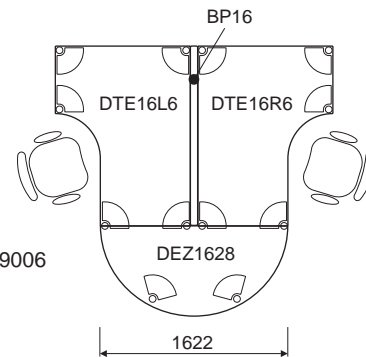
HANGING
ACCESSORIES



CONNECTION DETAIL
OF PARTITION WITH
THE WORKTOP

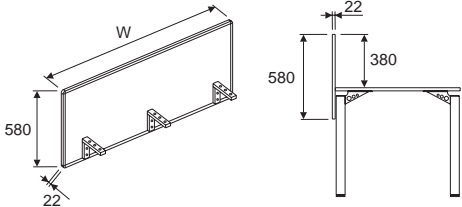

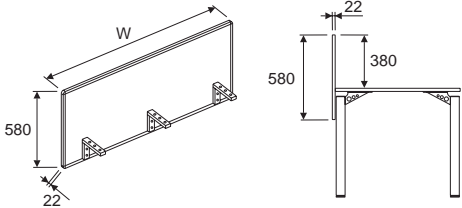
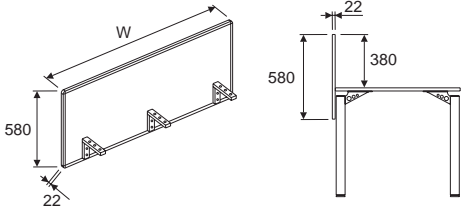


ACCESSORIES AND
CONNECTING
ELEMENTS COLOUR
FINISHING ALUMINIUM RAL 9006



When using partitions it is necessary
to choose the right type of add-on desk.

Dimensions are stated in millimetres. The products weight allowance is 5%.

Schema	Description	Weight	Dimensions	Art.No.	Price	
FABRIC PARTITIONS category E						
 <p>Note: Upholstery fabric price category E following the seating furniture fabrics swatch.</p>	Fabric partition	Kg	W		EUR	
	- aluminium frame with a textile fill price category E	5,8	800	2	BP08E	137,00
	- height 380 mm above the worktop	6,9	1000	2	BP10E	158,00
	- enabling hanging the accessories	8,0	1200	2	BP12E	177,00
	- including the fixing angle irons	9,7	1400	3	BP14E	203,00
		10,8	1600	3	BP16E	221,00
		11,4	1622	4	BP17E	229,00
		12,4	1800	4	BP18E	248,00
		15,7	2422	4	BP24E	297,00
category F						
 <p>Note: Upholstery fabric price category F following the seating furniture fabrics swatch.</p>	Fabric partition	5,8	800	2	BP08F	159,00
	- aluminium frame with a textile fill price category F	6,9	1000	2	BP10F	185,00
	- height 380 mm above the worktop	8,0	1200	2	BP12F	210,00
	- enabling hanging the accessories	9,7	1400	3	BP14F	241,00
	- including the fixing angle irons	10,8	1600	3	BP16F	265,00
		11,4	1622	4	BP17F	273,00
		12,4	1800	4	BP18F	298,00
		15,7	2422	4	BP24F	363,00
	category M					
 <p>Note: Upholstery fabric price category M following the seating furniture fabrics swatch.</p>	Fabric partition	5,8	800	2	BP08M	180,00
	- aluminium frame with a textile fill price category M	6,9	1000	2	BP10M	211,00
	- height 380 mm above the worktop	8,0	1200	2	BP12M	241,00
	- enabling hanging the accessories	9,7	1400	3	BP14M	278,00
	- including the fixing angle irons	10,8	1600	3	BP16M	307,00
		11,4	1622	4	BP17M	315,00
		12,4	1800	4	BP18M	344,00
		15,7	2422	4	BP24M	425,00

Dimensions are stated in millimetres. The products weight allowance is 5%.

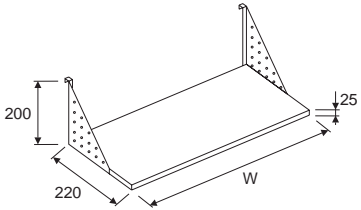
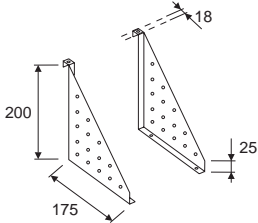
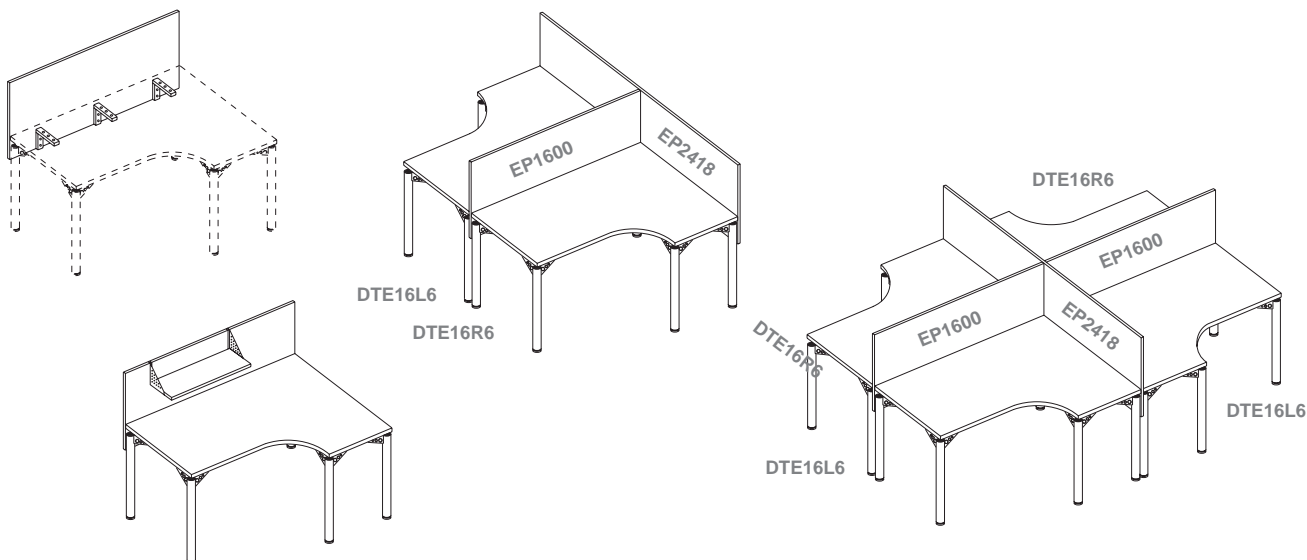
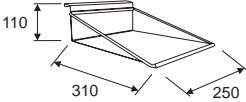
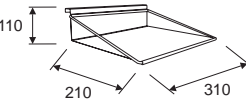
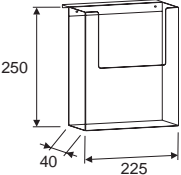
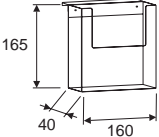
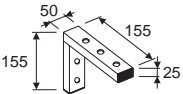
Schema	Description	Weight	Dimen- sions		Art. No.	Price	
			Kg	W			
	Hanging metal shelf for the panel partition - metal sides in colour finishing aluminium RAL 9006 - melamine chipboard colour corresponds to the other furniture	3,1	600		ESA0606	30,00	
		3,6	800		ESA0806	32,50	
		4,8	1000		ESA1006	35,00	
HANGING SHELF SIDES					pair		
	Shelf metal sides perforated in colour finishing: aluminium RAL 9006	0,6			1 pair	ESMA9006	12,00

ILLUSTRATION OF THE PANEL PARTITION WALLS APPLICATION



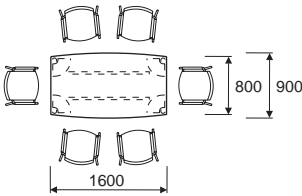


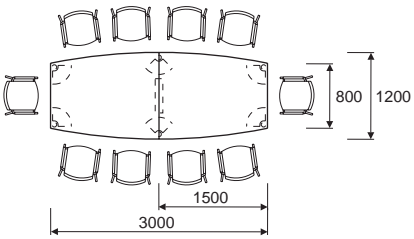
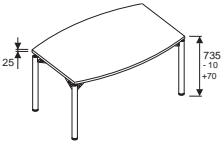

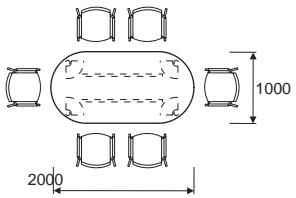

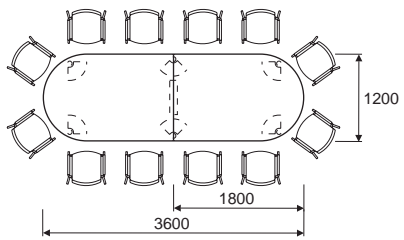
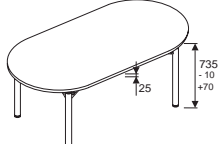



Note: Application of fabric partitions is identical

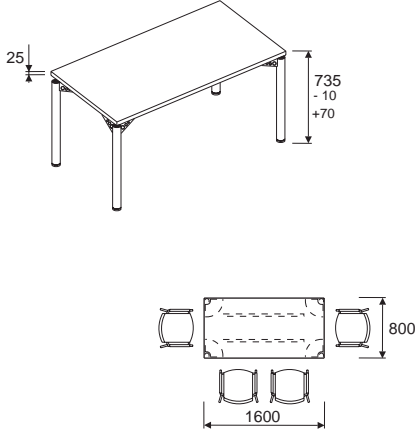
Dimensions are stated in millimetres. The products weight allowance is 5%.

Schema	Description	Weight	Art.No.	Price
METAL SHELF		Kg		EUR
	Hanging metal shelf for partition walls - colour finishing aluminium RAL 9006	0,6	PFS9006	17,30
	Hanging metal shelf for partition walls - colour finishing aluminium RAL 9006	0,7	PFSB9006	22,00
PLASTIC POCKET A4				
	Hanging plastic pocket A4 for partition walls - transparent plexiglass	0,5	PFPA4	16,00
PLASTIC POCKET A5				
	Hanging plastic pocket A5 for partition walls - transparent plexiglass	0,3	PFPA5	12,60
ANGLE IRON				
	Angle iron - fixing the partition wall onto the worktop colour finishing: aluminium RAL 9006	0,55	SAP9006	6,70

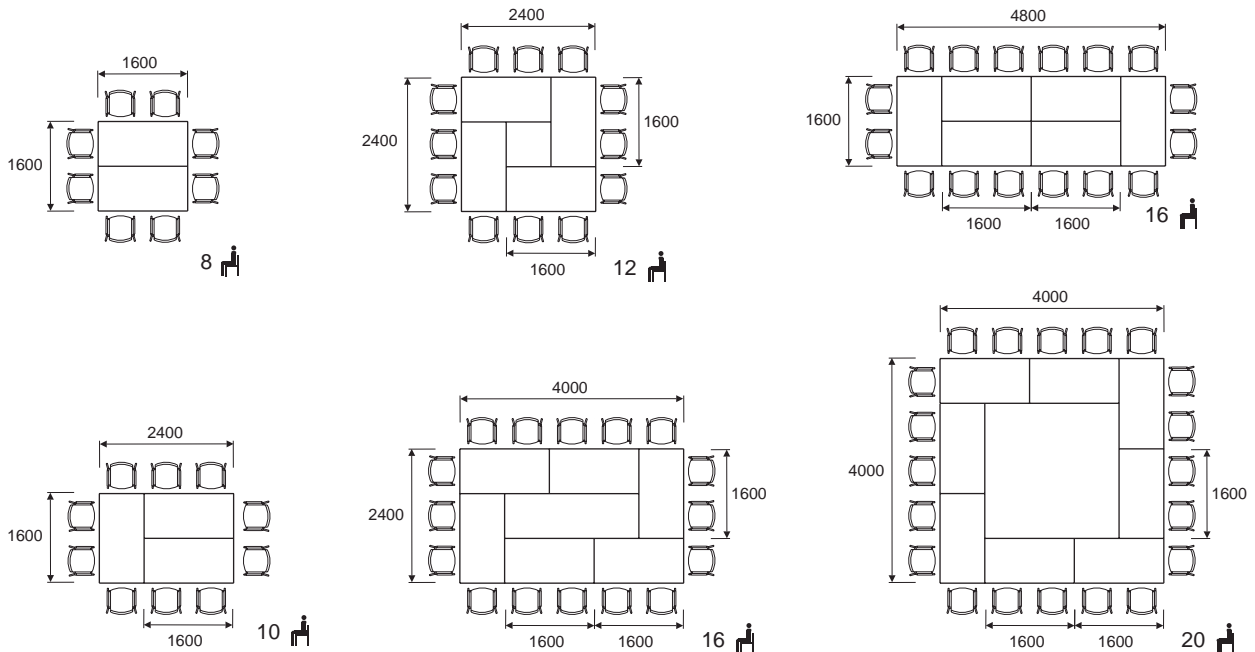
Dimensions are stated in millimetres. The products weight allowance is 5%.


Schema	Description	Weight	Capacity	Base colour	Art. No.	Price
KEG		Kg				EUR
	<p>Conference table</p> <ul style="list-style-type: none"> - shape: keg - supported by double-knee legs - stiffening profiles under the worktop or connecting elements 	46,2	6 		black DCK065 aluminium DCK066	270,00 270,00
		88,0	10 		black DCK105 aluminium DCK106	435,00 435,00
OVAL						
	<p>Conference table</p> <ul style="list-style-type: none"> - shape: oval - supported by double-knee legs - stiffening profiles under the worktop or connecting elements 	54,8	6 		black DCO065 aluminium DCO066	296,00 296,00
		101,3	12 		black DCO125 aluminium DCO126	419,00 419,00

Dimensions are stated in millimetres. The products weight allowance is 5%.

Schema	Description	Weight	Colour	Art. No.	Price
SHAPE RECTANGULAR		Kg			EUR
	<p>Conference desk</p> <ul style="list-style-type: none"> - shape: rectangular - supported by DKL legs - stiffening profiles under the worktop or connecting element 	0,0	black	DC16085	237,-
	<p>DKL legs in colour finishings</p> <ul style="list-style-type: none"> - RAL9005 black - RAL9006 alum. 		aluminium	DC16086	237,-

EXAMPLES OF APPLICATION





Probst Büromöbel GmbH
Maria-Probst-Str. 21-23
80939 München

Tel: 089/316677-0
Fax 316677-88

kontakt@probst-bueromoebel.de
probst-bueromoebel.de